

iMGP DBi Managed Futures Strategy ETF DBMF



Performance is
born out of people

Managed by DBi

March 2024 Review



Important Disclosures

The Fund’s investment objectives, risks, charges, and expenses must be considered carefully before investing. The statutory and summary prospectuses contain this and other important information about the investment company, and it may be obtained by calling 800-960-0188 or visiting www.partnerselectfunds.com. Read it carefully before investing.

iMGP DBi Managed Futures Strategy ETF Risks: Investing involves risk. Principal loss is possible. The Fund is “non-diversified,” so it may invest a greater percentage of its assets in the securities of a single issuer. As a result, a decline in the value of an investment in a single issuer could cause the Fund’s overall value to decline to a greater degree than if the Fund held a more diversified portfolio.

The Fund should be considered highly leveraged and is suitable only for investors with high tolerance for investment risk. Futures contracts and forward contracts can be highly volatile, illiquid and difficult to value, and changes in the value of such instruments held directly or indirectly by the Fund may not correlate with the underlying instrument or reference assets, or the Fund’s other investments. Derivative instruments and futures contracts are subject to occasional rapid and substantial fluctuations. Taking a short position on a derivative instrument or security involves the risk of a theoretically unlimited increase in the value of the underlying instrument. Exposure to the commodities markets may subject the Fund to greater volatility than investments in traditional securities. Exposure to foreign currencies subjects the Fund to the risk that those currencies will change in value relative to the U.S. Dollar. By investing in the Subsidiary, the Fund is indirectly exposed to the risks associated with the Subsidiary’s investments. Fixed income securities, or derivatives based on fixed income securities, are subject to credit risk and interest rate risk.

Diversification does not assure a profit nor protect against loss in a declining market.

[Index Definitions](#) | [Industry Terms and Definitions](#)

iM Global Partner Fund Management, LLC has ultimate responsibility for the performance of the iMGP Funds due to its responsibility to oversee the funds’ investment managers and recommend their hiring, termination, and replacement.

The iMGP DBi Managed Futures Strategy ETF is distributed by ALPS Distributors, Inc. iMGP, DBi and ALPS are unaffiliated.

LGE000310 exp. 1/31/2025

iMGP DBi Managed Futures Strategy ETF Performance



| Performance as of 3/31/24 | Average annual total returns | | | | Since inception (5/7/19) |
|---|------------------------------|--------------|----------|------------|-----------------------------|
| | Three-month | Year-to-date | One year | Three year | |
| iMGP DBi Managed Futures Strategy ETF (NAV) | 11.99% | 11.99% | 12.72% | 8.85% | 9.47% |
| iMGP DBi Managed Futures Strategy ETF (Price) | 11.96% | 11.96% | 12.84% | 8.73% | 9.42% |
| SG CTA | 9.68% | 9.68% | 11.63% | 9.61% | 7.58% |
| SG Trend | 12.23% | 12.23% | 16.03% | 12.85% | 10.69% |
| Morningstar Fund Systematic Trend | 8.56% | 8.56% | 9.40% | 6.51% | 5.56% |

Gross Expense Ratio - 0.85%

Performance data quoted represents past performance. Past performance does not guarantee future results. The investment return and principal value of an investment will fluctuate so that an investor's shares, when redeemed, may be worth more or less than their original cost. Current performance of the fund may be lower or higher than the performance quoted. Performance data current to the most recent month end may be obtained by calling 888-898-1041.

Short term performance, in particular, is not a good indication of the fund's future performance, and an investment should not be made based solely on returns.

All of the assets and liabilities of the Predecessor Fund were transferred to the Fund in a reorganization on 09/20/2021.

Shares of any ETF are bought and sold at market price (not NAV), may trade at a discount or premium to NAV and are not individually redeemed from the Fund. Brokerage commissions will reduce returns.

SG CTA Index:

The SG CTA Index is an index published by Société Générale that is designed to reflect the performance of a pool of Commodity Trading Advisor (CTAs) selected from larger managers that employ systematic managed futures strategies. The index is reconstituted annually.

SG Trend Index:

The SG Trend Index is equal-weighted and reconstituted annually. The index calculates the net daily rate of return for a pool of trend following based hedge fund managers.

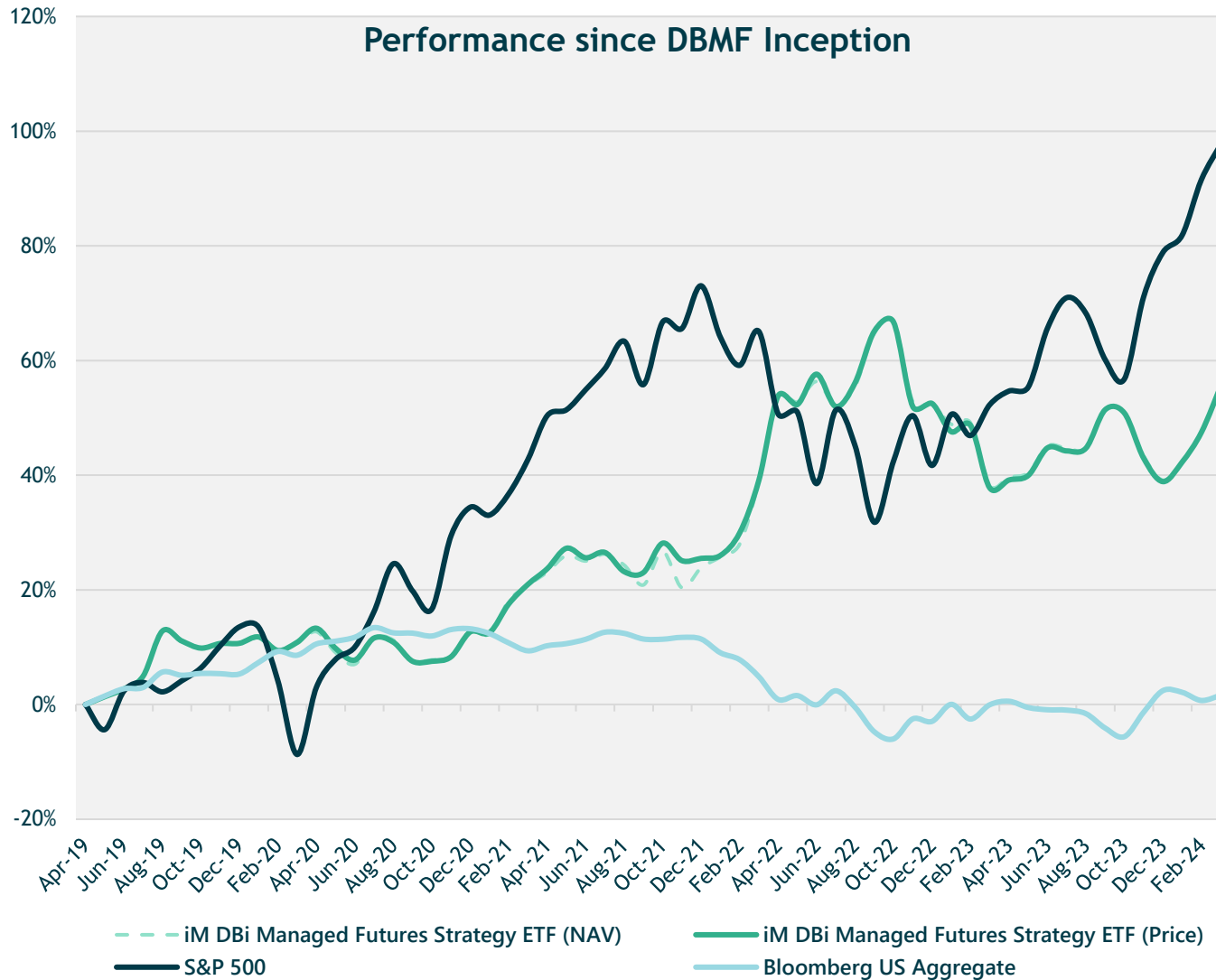
Morningstar Systematic Trend Category: Contains funds that primarily implement trend-following, price-momentum strategies by trading long and short liquid global futures, options, swaps, and foreign exchange contracts. The remaining exposure may be invested in a mix of other complementary non-traditional risk premia. These portfolios typically obtain exposure referencing a mix of diversified global markets, including commodities, currencies, government bonds, interest rates and equity indexes.

Three Talking Points



1. Pivot to “risk on”.
2. Macro: Good news is, once again, good news.
3. Gains spread across equities, currencies (King Dollar) and commodities (long gold and oil).

Stocks, Bonds and DBMF



KEY STATS (PRICE SERIES)

CAGR:
9.4% Net

Cumulative Return:
55.5% Net

Correlation to S&P 500:
-0.25

Alpha to S&P 500:
10.2% (Annualized)

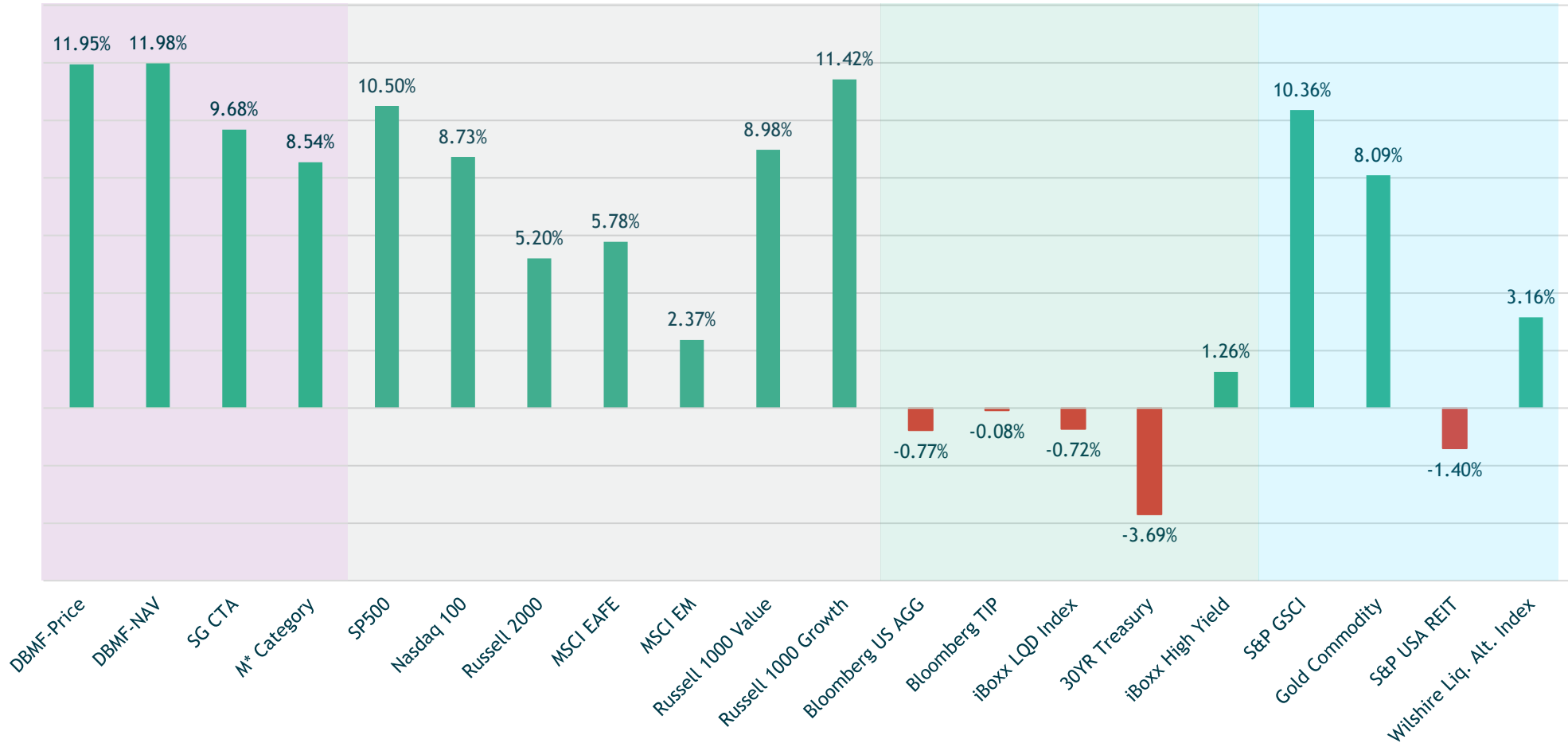
Correlation to Bloomberg US
Aggregate:
-0.58

Alpha to Bloomberg US Aggregate:
6.0% (Annualized)

Source: Bloomberg. DBi. As of 31 March 2024, net of fees, since inception (5/7/19). Data refers to cumulative past performance. Cumulative past performance is not a reliable indicator of future results. The Fund referred to within this presentation is not managed against the indices shown in this slide or elsewhere in this presentation or against any other benchmark. This is an active ETF which is not managed in relation to any benchmark. This data is being shown for illustrative purposes only. The index is not representative of the entire population of CTAs or hedge funds. The index's performance may not be indicative of any individual CTAs or hedge funds. The index may not have been adjusted for fees/commissions. The index cannot be traded by individual investors. The actual rates of return experienced by investors may be significantly different and more volatile than those of the index.

PAST RESULTS ARE NOT INDICATIVE OF FUTURE RESULTS.

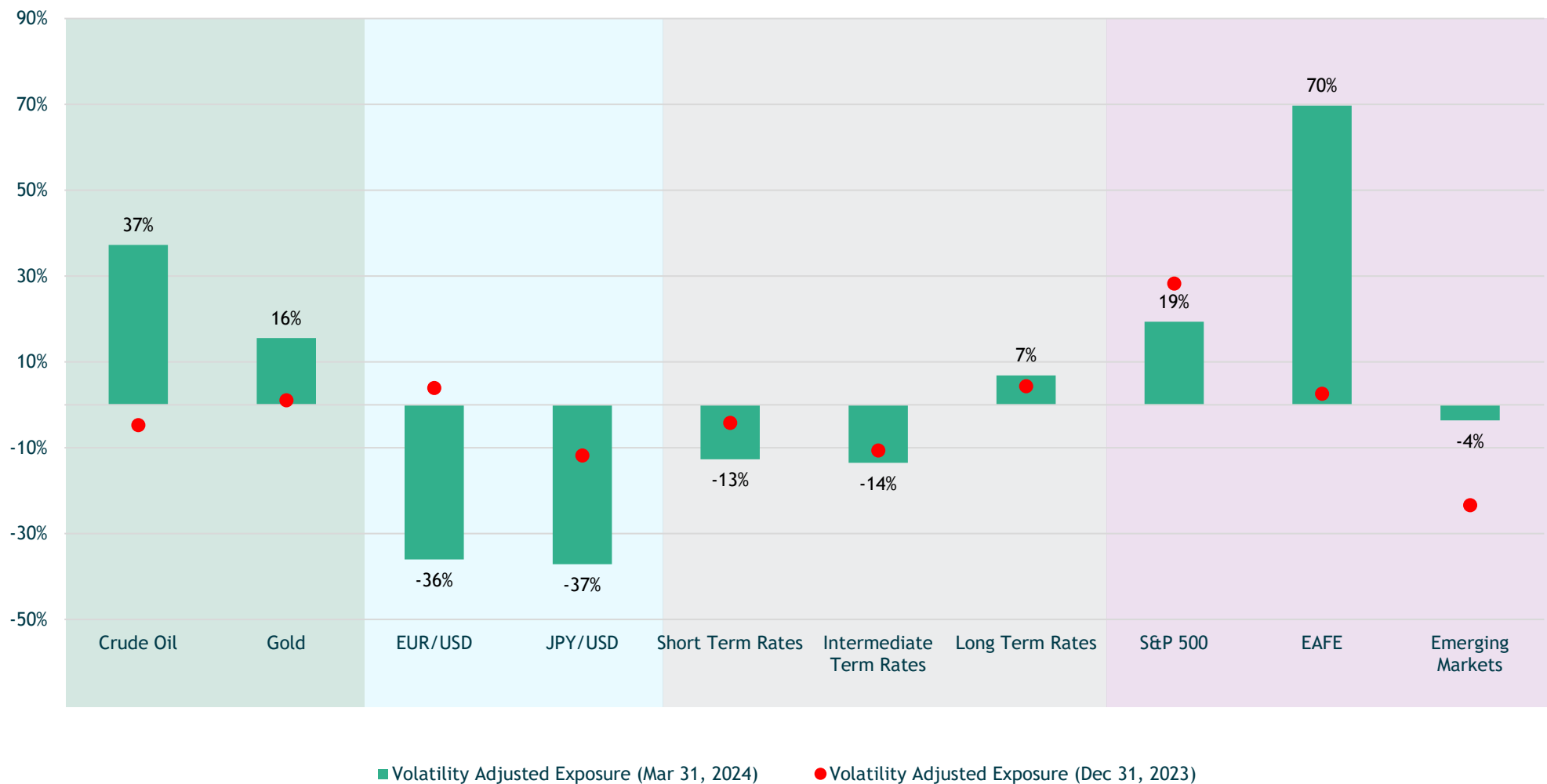
Performance



Past results are not indicative of future results. For standardized performance, see slide 3. Data is 01/01/2024-03/31/2024. The Fund referred to in this presentation is not managed against the indices shown in this slide or elsewhere in this presentation or against any other benchmark. This is an active ETF which is not managed in relation to any benchmark. This data is being shown for illustrative purposes only. The index is not representative of the entire population of CTAs or hedge funds. The index's performance may not be indicative of any individual CTAs or hedge funds. The index may not have been adjusted for fees/commissions. The index cannot be traded by individual investors. The actual rates of return experienced by investors may be significantly different and more volatile than those of the index.

PAST RESULTS ARE NOT INDICATIVE OF FUTURE RESULTS.

Volatility-Adjusted Positioning



Source: Bloomberg & DBi. Past results are not indicative of future results.

Short Term Rates: Refers to investments in futures contracts which derive performance from fixed income instruments that have a maturity of 2 years or less

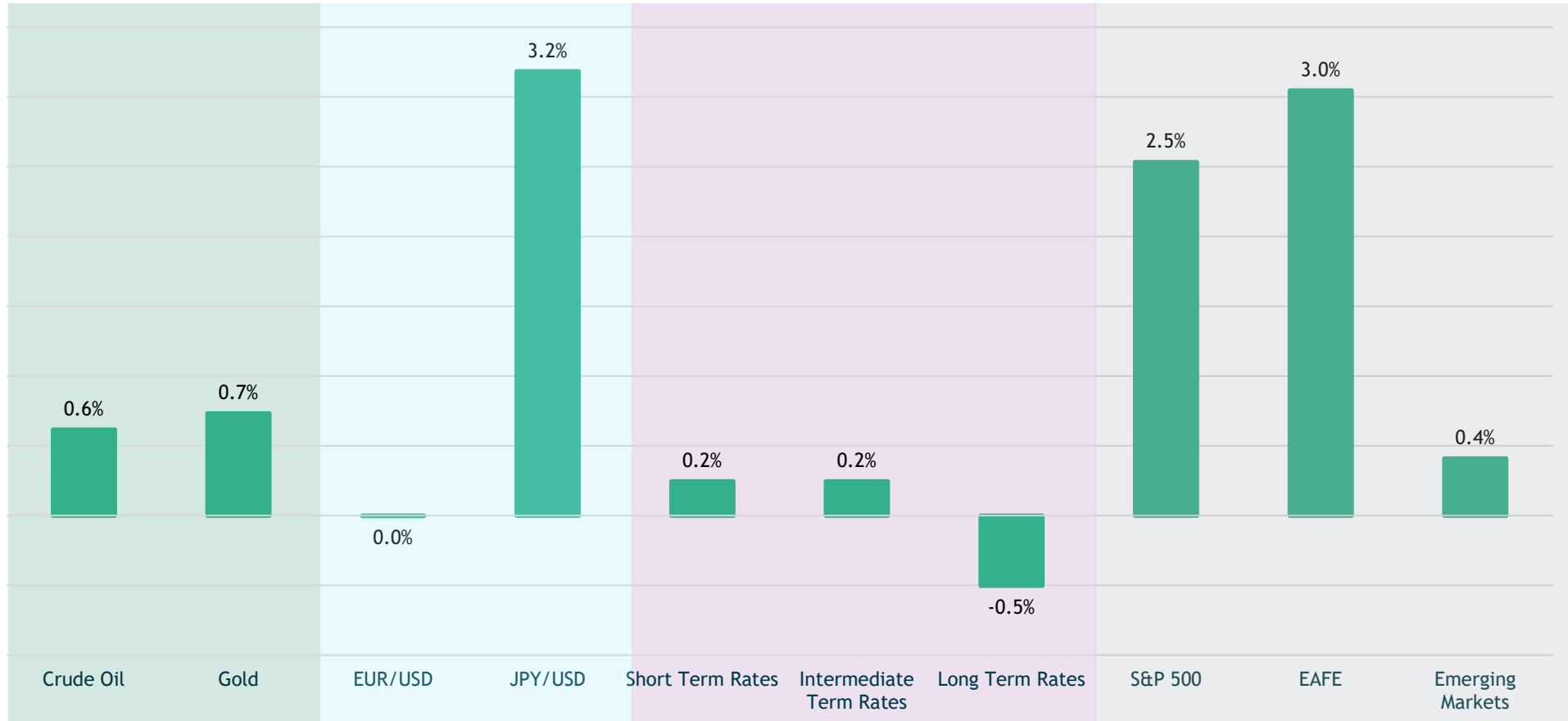
Intermediate Term Rates: Refers to investments in futures contracts which derive performance from fixed income instruments that have a maturity of 10 years or less but greater than 2 years

Long Term Rates: Refers to investments in futures contracts which derive performance from fixed income instruments that have a maturity of greater than 10 years

EAFE: MSCI EAFE Index

Emerging Markets: MSCI Emerging Markets Index

1Q24 Contribution



Source: Bloomberg & DBi. Past results are not indicative of future results.

Short Term Rates: Refers to investments in futures contracts which derive performance from fixed income instruments that have a maturity of 2 years or less

Intermediate Term Rates: Refers to investments in futures contracts which derive performance from fixed income instruments that have a maturity of 10 years or less but greater than 2 years

Long Term Rates: Refers to investments in futures contracts which derive performance from fixed income instruments that have a maturity of greater than 10 years

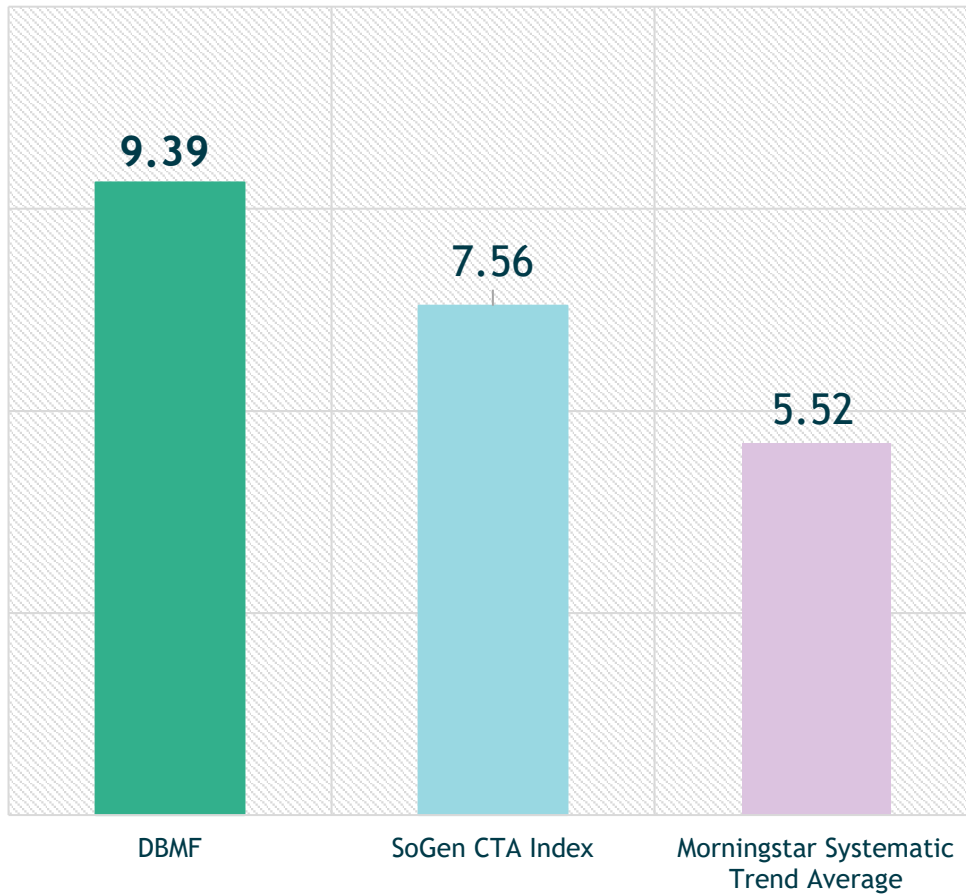
EAFE: MSCI EAFE Index

Emerging Markets: MSCI Emerging Markets Index

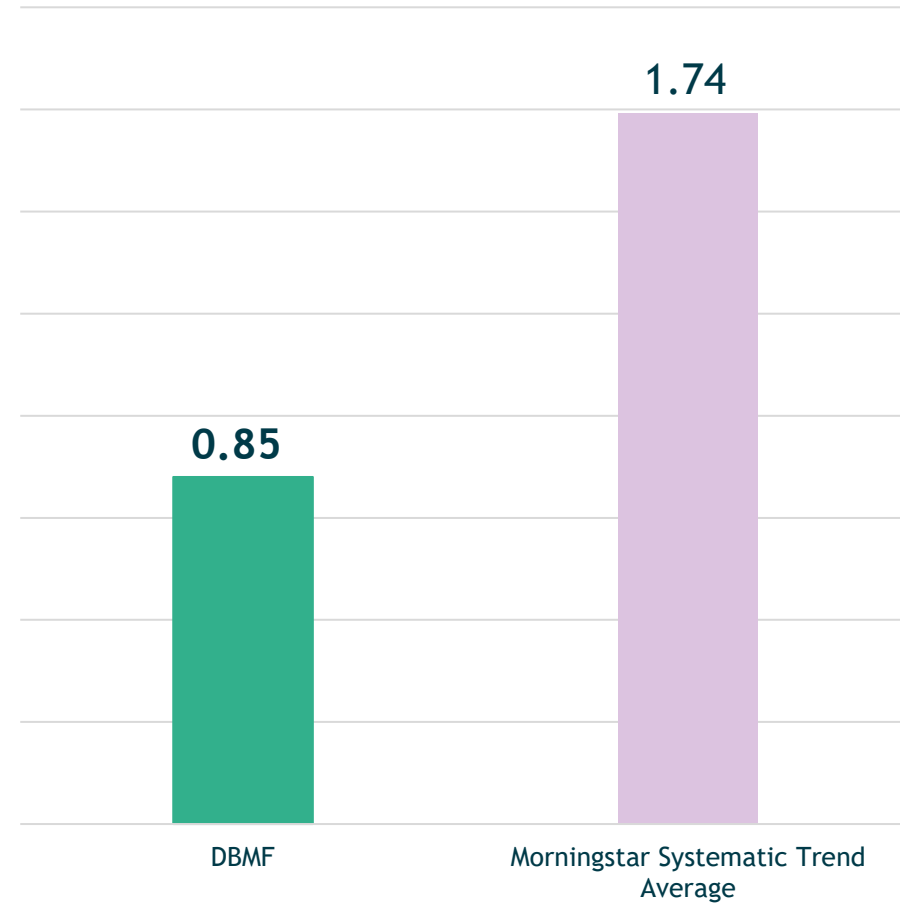
“Fee Reduction is the Purest Form of Alpha”



ANNUAL PERFORMANCE since inception



EXPENSE RATIO



Source: Morningstar. DBi. Cumulative past performance is not a reliable indicator of future results. As of 31 March 2024, net of fees, since inception (5/7/19). This is an active ETF which is not managed in relation to any benchmark. This data is being shown for illustrative purposes only. The index is not representative of the entire population of CTAs or hedge funds. The index's performance may not be indicative of any individual CTAs or hedge funds. The index may not have been adjusted for fees/commissions. The index cannot be traded by individual investors. The actual rates of return experienced by investors may be significantly different and more volatile than those of the index. Past results are not indicative of future results.

Why DBMF?

- Index-plus replication approach
- Low fees/efficient underlying construction helps reduce expense drag
- Seeks to mitigate single-manager risk
- Daily liquidity and efficient to implement



Contact Us

Questions about the fund?

Please contact our relationship management team.



323.372.1960



www.imgpfunds.com



team@imgpfunds.com



2301 Rosecrans Ave. Suite 2150
El Segundo, CA 90245