

iMGP Global Select Fund

MSEFX

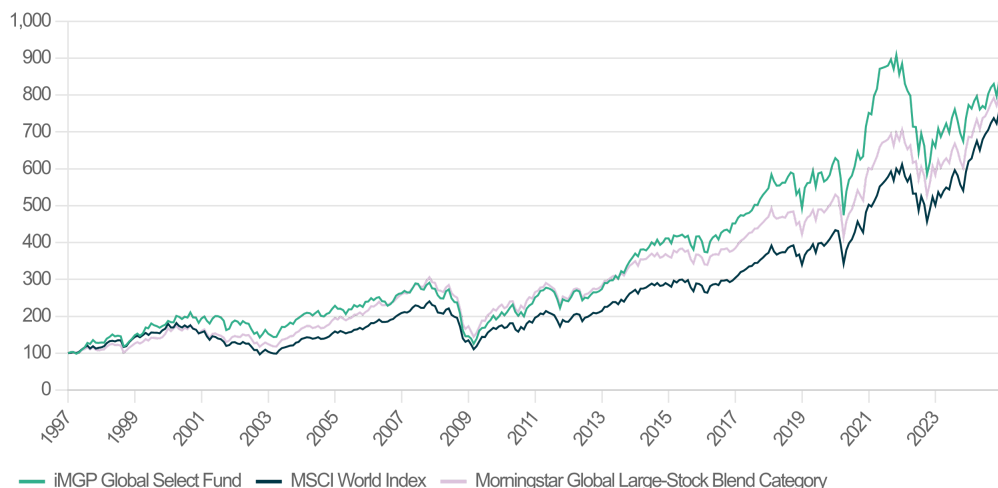


About the fund

- Core global equity solution sourcing highest-conviction ideas from around the world.
- All cap exposure with dedicated global small/mid cap managers taking advantage of under-the-radar companies.
- Access to customized strategies capitalizing on the best ideas from skilled investors.

Performance data

Data as of 12/31/24, Hypothetical Growth of \$100



Performance (%) as of 12/31/24

Timeframe	Fund	MSCI World Index	Morningstar Global Large-Stock Blend Category
QTD	-3.78	-0.16	-2.54
YTD	3.33	18.67	12.43
1 Year	3.33	18.67	12.43
3 Years	-3.37	6.34	3.02
5 Years	4.90	11.17	7.80
10 Years	6.87	9.95	7.84
Since inception	7.70	7.39	7.57

Performance for periods greater than one year are annualized.

Performance data quoted represents past performance and does not guarantee future results. Index performance is not illustrative of fund performance. An investment cannot be made directly in an index. The investment return and principal value of an investment will fluctuate so that an investor's shares, when redeemed, may be worth more or less than their original cost. Current performance of the fund may be lower or higher than the performance quoted. To obtain the performance of the funds as of the most recently completed calendar month, please visit www.imgpfunds.com.

Contact

To learn more, contact our team at (323) 372-1960 or team@imgpfunds.com or visit imgpfunds.com.

Fund facts

Fund managers	Nuance Investments Polen Capital Scharf Investments LLC
Inception date	12/31/96
Fund size	98.7 mn
CUSIP	53700T108
Ticker	MSEFX
Active share	90.1%
Total positions	83
Median market cap	16.4 bn
Weighted market cap	224.0 bn
Gross expense ratio	1.21%
Net expense ratio	1.01%

The Advisor has contractually agreed to limit the expenses through 4/30/2025

Measures of risk

Annualized risk measures	Fund	MSCI World Index	Morningstar Global Large-Stock Blend Category
Volatility	20.06%	17.76%	16.91%
Sharpe ratio	0.12	0.49	0.32

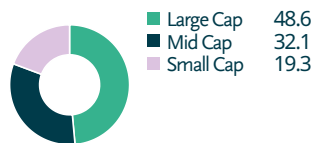
Annualized risk measures	Fund vs. MSCI World Index	Fund vs. Morningstar Global Large-Stock Blend Category
Tracking error	6.05%	5.70%
Information ratio	-1.04	-0.51
Beta	1.08	1.15
Correlation	0.96	0.97

Annualized risk measures are calculated metrics between the respective reference indexes and the fund. Annualized risk measures based on 5-year monthly returns or 3-year returns if less than 5-year history or 1-year if less than 3-year history.

Portfolio Breakdown

Holdings and sector allocations are subject to change.

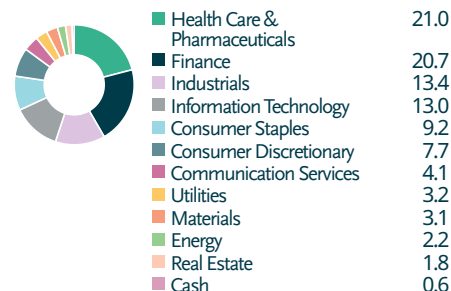
By Market Capitalization (%)



By Region (%)



By Sector (%)



Top 10 Holdings

Visa Inc Class A	4.3%
Dentsply Sirona Inc	3.5%
Brookfield Corp Registered Shs -A- Limited Vtg	2.5%
Compass Group PLC	2.5%
Fiserv Inc	2.5%
The Estee Lauder Companies Inc Class A	2.4%
CME Group Inc Class A	2.3%
Markel Group Inc	2.3%
Amazon.com Inc	2.3%
McKesson Corp	2.3%
Total	26.8%

Fund Sub-Advisors

Nuance Investments

Target Allocation: 30%
Scott Moore & Chad Baumler

Scharf Investments LLC

Target Allocation: 30%
Brian Krawez & Gabe Houston

Polen Capital

Target Allocation: 20%
Rayna Lesser Hannaway & Team

Polen Capital

Target Allocation: 20%
Damon Ficklin & Bryan Power, CFA

Important information

This material must be preceded or accompanied by a prospectus. Please read it carefully before investing. The fund's investment objectives, risks, charges, and expenses must be considered carefully before investing. The statutory and summary prospectus contains this and other important information about the investment company, and it may be obtained by calling 1-800-960-0188.

Though not an international fund, the fund may invest in foreign securities. Investing in foreign securities exposes investors to economic, political and market risks and fluctuations in foreign currencies. Though not a small-cap fund, the fund may invest in the securities of small companies. Small-company investing subjects investors to additional risks, including security price volatility and less liquidity than investing in larger companies. Multi-investment management styles may lead to higher transaction expenses compared to single investment management styles. Outcomes depend on the skill of the sub-advisors and advisor and the allocation of assets amongst them. Fund holdings and/or sector allocations are subject to change at any time and are not recommendations to buy or sell any security. Each Morningstar Category Average is representative of funds with similar investment objectives.

Mutual fund investing involves risk. Principal loss is possible. Diversification does not assure a profit nor protect against loss in a declining market. You cannot invest directly in an index.

iM Global Partner Fund Management has ultimate responsibility for the performance of the iMGP Funds due to its responsibility to oversee the funds' investment managers and recommend their hiring, termination, and replacement.

Global large-stock blend portfolios invest in a variety of international stocks and typically skew towards large caps that are fairly representative of the global stock market in size, growth rates, and price. Global large stock blend portfolios have few geographical limitations. It is common for these portfolios to invest the majority of their assets in developed markets, with the remainder divided among the globe's emerging markets.

Active Share measures the degree of difference between a fund portfolio and its benchmark index.

Market capitalization (or market cap) is the total value of the issued shares of a publicly traded company; it is equal to the share price times the number of shares outstanding.

Tracking Error is the monitoring the performance of a portfolio, usually to analyze the extent to which its price movements conform or deviate from those of a benchmark.

Information ratio (IR) is a measurement of portfolio returns beyond the returns of a benchmark, usually an index, compared to the volatility of those returns.

Sharpe ratio is the measure of a fund's return relative to its risk. The Sharpe ratio uses standard deviation to measure a fund's risk-adjusted returns. The higher a fund's Sharpe ratio, the better a fund's returns have been relative to the risk it has taken on. Because it uses standard deviation, the Sharpe ratio can be used to compare risk-adjusted returns across all fund categories. Past performance is no guarantee of future results.

Beta is a measure of the volatility, or systematic risk, of a security or a portfolio in comparison to the market as a whole.

Correlation is a statistical measure of how two securities move in relation to each other. Industry sector levels are provided from the Global Industry Classification Standard ("GICS"), developed and exclusively owned by MSCI, Inc. ("MSCI") and Standard & Poor's Financial Services LLC. All GICS data is provided "as-is" with no warranties.

The MSCI World Index captures large and mid-cap representation across 23 Developed Markets countries. With 1,516 constituents, the index covers approximately 85% of the free float-adjusted market capitalization in each country.

Effective 12/16/21, the PartnerSelect Equity Fund was renamed iMGP Equity Fund.

The iMGP Funds are Distributed by ALPS Distributors, Inc LGM001338 Exp. 6/30/2025