

iMGP Funds

LITMAN GREGORY

LITMAN GREGORY FUNDS TRUST

www.imgpfunds.com



Prospectus

(Share Class – Ticker Symbol)

iMGP Global Select Fund

Institutional Class – MSEFX

iMGP International Fund

Institutional Class – MSILX

iMGP High Income Fund

Institutional Class – MAHIX

iMGP Small Company Fund

Institutional Class – PFSVX

iMGP APA Enhanced Income Municipal Fund

Institutional Class – APAMX

iMGP Dolan McEniry Corporate Bond Fund

Institutional Class – IDMIX

April 29, 2025

As with all mutual funds, the U.S. Securities and Exchange Commission (“SEC”) has not approved or disapproved these securities, nor has the SEC judged whether the information in this Prospectus is accurate or adequate. Any representation to the contrary is a criminal offense.

Table of Contents

Summary Section	2
Global Select Fund	2
International Fund	8
High Income Fund	14
Small Company Fund	22
APA Enhanced Income Municipal Fund	26
Dolan McEniry Corporate Bond Fund	30
Summary of Other Important Information Regarding the Funds	35
Transaction Policies – All Funds	35
Tax Information – All Funds	35
Payments to Broker-Dealers and Other Financial Intermediaries – All Funds	35
Investment Objectives and Principal Investment Strategies	36
Evaluation and Selection of Sub-Advisors by the Advisor	43
Description of Principal Investment Risks	44
Description of Additional Investment Risks	65
Fund Management and Investment Styles	66
The Advisor	66
Global Select Fund – Sub-Advisors	70
International Fund – Sub-Advisors	71
High Income Fund – Sub-Advisors	74
Small Company Fund – Sub-Advisors	77
APA Enhanced Income Municipal Fund – Sub-Advisor	78
Dolan McEniry Corporate Bond Fund – Sub-Advisor	79
Shareholder Services	80
Index Descriptions	86
Financial Highlights	87
Privacy Policy	93
For More Information	Back Cover

iMGP Global Select Fund

Summary Section

Investment Objective

The iMGP Global Select Fund (the “Global Select Fund”) seeks long-term growth of capital; that is, the increase in the value of your investment over the long term.

Fees and Expenses of the Global Select Fund

This table describes the fees and expenses that you may pay if you buy, hold and sell shares of the Global Select Fund. You may pay other fees, such as brokerage commissions and other fees to financial intermediaries, which are not reflected in the table and example below.

Annual Operating Expenses (expenses that you pay each year as a percentage of the value of your investment)

Institutional Class	
Management Fees	0.85%
Other Expenses	0.34%
Interest and Dividend Expenses	0.00%
Total Other Expenses	0.34%
Total Annual Fund Operating Expenses	1.19%
Fee Waiver and/or Expense Reimbursement ⁽¹⁾⁽²⁾	(0.21)%
Total Annual Fund Operating Expenses After Fee Waiver and/or Expense Reimbursement⁽¹⁾⁽²⁾	
	0.98%

(1) iM Global Partner Fund Management, LLC (formerly, Litman Gregory Fund Advisors, LLC) (“iM Global” or the “Advisor”), the advisor to the Global Select Fund, has contractually agreed to limit the Fund’s operating expenses (excluding any taxes, interest, brokerage commissions, borrowing costs, dividend expenses, acquired fund fees and expenses and extraordinary expenses such as but not limited to litigation costs) through April 30, 2026 to an annual rate of 0.98% on the first \$750 million of the Global Select Fund’s assets (the “Operating Expense Limitation”). This agreement may be renewed for additional periods not exceeding one (1) year and may be terminated by the Board of Trustees (the “Board”) of Litman Gregory Funds Trust (the “Trust”) upon sixty (60) days’ written notice to iM Global. iM Global may also decline to renew this agreement by written notice to the Trust at least thirty (30) days before the renewal date. Pursuant to this agreement, iM Global may recoup reduced fees and expenses only within three years from the end of the month in which the reimbursement took place, provided that the recoupment does not cause the Fund’s annual expense ratio to exceed the lesser of (i) the expense limitation applicable at the time of that fee waiver and/or expense reimbursement or (ii) the expense limitation in effect at the time of recoupment.

(2) iM Global has separately contractually agreed through April 30, 2026 to waive a portion of its advisory fees so that after paying all of the sub-advisory fees, the net advisory fee as a percentage of the Fund’s daily net assets retained by iM Global is 0.40% on the first \$750 million of assets and 0.30% on assets over \$750 million. This agreement may be terminated at any time by the Board of the Trust upon sixty (60) days’ written notice to iM Global, and iM Global may decline to renew this agreement by written notice to the Trust at least thirty (30) days before the agreement’s annual expiration date. iM Global has waived its right to receive reimbursement of the portion of its advisory fees waived pursuant to this agreement.

Example

This example is intended to help you compare the cost of investing in the Global Select Fund with the cost of investing in other mutual funds. The example assumes that you invest \$10,000 in the Global Select Fund for the time periods indicated and then redeem all of your shares at the end of those periods. The example also assumes that your investment has a 5% return each year and that the Global Select Fund’s operating expenses remain the same. The cost for the Global Select Fund reflects the net expenses of the Fund that result from the contractual expense

limitation in the first year only. Although your actual costs may be higher or lower, based on these assumptions your costs would be:

	One Year	Three Years	Five Years	Ten Years
Institutional Class	\$100	\$350	\$627	\$1,418

Portfolio Turnover

The Global Select Fund pays transaction costs, such as commissions, when it buys and sells securities (or “turns over” its portfolio). A higher portfolio turnover rate may indicate higher transaction costs and may result in higher taxes when shares of the Global Select Fund are held in a taxable account as compared to shares of investment companies that hold investments for a longer period. These costs, which are not reflected in annual fund operating expenses or in the example, affect the Global Select Fund’s performance. During the most recent fiscal year, the Global Select Fund’s portfolio turnover rate was 81.79% of the average value of its portfolio.

Principal Strategies

The Global Select Fund invests in the securities of companies that the sub-advisors to the Global Select Fund (each, a “manager” or “sub-advisor”) believe have strong appreciation potential. The Advisor believes that giving highly disciplined managers latitude in the types of stocks they can own can confer an advantage over managers who are more tightly constrained to an arbitrary “style box.” This belief underlays the premise of the Global Select Fund to seek skilled managers, give them broad flexibility, limit them to their highest-conviction ideas and create diversification at the overall fund level by choosing managers with complementary styles, which the Advisor believes also should reduce risk. The Advisor is responsible for recommending which sub-advisors to hire or remove. Before hiring a sub-advisor, the Advisor performs extensive due diligence. This includes quantitative and qualitative analysis, including (but not limited to) an evaluation of the investment process, the consistency of its execution and discipline; individual holdings; strategies employed, past mistakes, risk controls, team depth and quality; operations and compliance; and business focus and vision. The Advisor’s evaluation process includes review of literature and documents, quantitative historical performance evaluation, extensive discussions with members of the investment team and firm management and background checks through industry contacts.

There is no minimum or maximum allocation of the Global Select Fund’s portfolio assets to each sub-advisor. The Advisor is responsible for establishing the target allocation of the Global Select Fund’s assets to each manager based on the Advisor’s goal of maintaining a balance of investment styles (growth, value, and blend) and market capitalization exposure (large-cap, mid-cap and small-cap companies) and may adjust the target allocations at its discretion. Market performance may result in allocation drift among the managers of the Global Select Fund. The Advisor is responsible for periodically rebalancing the portfolios, the timing and degree of which will be determined by the Advisor based on

the amount of deviation from pre-established target allocation ranges and the Advisor's assessment of market conditions and investment opportunities available to each sub-advisor. The Advisor monitors the individual portfolios managed by the sub-advisors to ensure that the overall portfolio does not include any unintentional over-weights to market capitalization levels, sectors, industries or individual securities. Under normal conditions, each sub-advisor manages a portion of the Global Select Fund's assets by independently managing a portfolio typically composed of at least 10, but not more than 35 stocks (resulting in total Fund holdings of 20 to 70 different stocks).

Under normal market conditions, the Global Select Fund invests at least 80% of its net assets, plus the amount of any borrowings for investment purposes, in equity securities. Typically, the Fund invests between 25%-75% in equity securities of U.S. companies and between 25-75% of its net assets in equity securities of non-U.S. companies. The specific allocation to U.S. and non-U.S. securities will vary from time to time based on the sub-advisors' assessment of domestic and international market conditions. An issuer is considered to be "located" in a particular country on the basis of its domicile, its principal place of business or headquarters, its primary stock exchange listing, and/or the primary source of its revenues (i.e., at least 50% of its revenues are generated in that country). There is no minimum portion of the Global Select Fund's assets required to be invested in any single country, but the Global Select Fund will invest more than 25% of

its assets, and typically a much higher percentage, in non-U.S. countries. The Global Select Fund may invest in emerging markets. iM Global defines an emerging market country as any country that is included in the MSCI Emerging Markets Index. Each sub-advisor may, at its discretion, invest in foreign currencies or use currency futures or forwards to hedge the currency risk of holding non-U.S. Dollar denominated securities.

Securities in which the Global Select Fund may invest include predominantly equity securities (common stocks). The Global Select Fund may focus its investments in certain sectors – including, but not limited to, the finance and healthcare sectors – from time to time as a result of the implementation of the Global Select Fund's investment strategy by the sub-advisors, but sector focus is not a principal strategy of the Fund. Investment in a sector typically includes investment in multiple industries within a sector. The Fund invests in securities of all sizes, but typically focuses on the securities of large companies, as measured by market capitalization at the time of acquisition.

The Global Select Fund's two sub-advisors emphasize different stock-picking styles and invest primarily in large-cap stocks. The Fund's two sub-advised portfolios can generally be described as: (1) global large cap growth and (2) global large cap value, with target allocations to each portfolio as indicated in the following table:

SUB- ADVISOR	TARGET ASSET ALLOCATION	MARKET CAPITALIZATION OF COMPANIES IN PORTFOLIO	STOCK-PICKING STYLE
Polen Capital Management, LLC ("Polen Capital")	50%	Large-sized companies	Growth
Scharf Investments, LLC ("Scharf")	50%	All sizes, but mostly large-sized companies	Value

The Global Select Fund's large cap growth strategy managed by Polen Capital focuses on investments in large capitalization companies (market capitalizations greater than \$10 billion at the time of purchase) that are located anywhere in the world, including companies in both developed and emerging markets, and, in Polen Capital's opinion, have a sustainable competitive advantage. Polen Capital uses an intensive fundamental research process to identify companies that it believes have certain attractive characteristics, which typically reflect an underlying competitive advantage, focusing on five principal "guardrails", including (i) return on equity, (ii) strong earnings growth and free cash flow generation, (iii) strong balance sheets, (iv) stable or growing profit margins, and (v) organic revenue growth, to narrow down the broad universe to the types of businesses in which the Global Select Fund will invest. The Global Select Fund's large cap growth strategy invests in high-quality large capitalization growth companies that Polen Capital believes have a competitive advantage within an industry and can deliver sustainable, above-average earnings growth.

The Global Select Fund's global large cap value strategy managed by Scharf invests in equity securities of companies of all size market capitalizations, with a focus on large capitalization

companies. Scharf utilizes five key elements in its equity investment philosophy: (i) low valuation, (ii) discount to fair value, (iii) investment flexibility, (iv) focus and (v) long-term perspective. Through a proprietary screening process, Scharf seeks to identify investments with low valuations combined with growing earnings, cash flow and/or book value, which Scharf describes as "growth stocks at value prices." Scharf targets companies it can purchase at a 30% discount due to temporary market mispricing and considers certain factors, including, among others, a company's market conditions and earnings stream, to determine whether a low valuation is temporary and therefore a candidate for investment, or structural and reflecting a larger underlying issue that would make an investment unattractive.

Each sub-advisor applies its investment process when determining when a security may be sold. Generally, a security may be sold: (1) if the sub-advisor believes the security's market price exceeds its estimate of intrinsic value; (2) if the sub-advisor's view of the business fundamentals (profitability, balance sheet stability, product acceptance, competitive advantages) or management of the underlying company changes; (3) if a more attractive investment in terms of long-term growth potential is found; (4) if general market conditions that may

iMGP Global Select Fund — (Continued)

include changes in employment rates, interest rate fluctuations, changes in fiscal policies, changes in regulations and other factors trigger a change in the manager's assessment criteria; or (5) for other portfolio management reasons.

Principal Risks

As with all mutual funds, it is possible to lose money on an investment in the Global Select Fund. An investment in the Global Select Fund is not a deposit of any bank and is not guaranteed, endorsed or insured by any financial institution, government authority or the Federal Deposit Insurance Corporation (FDIC). The following risks could affect the value of your investment. Each risk summarized below is considered a "principal risk" of investing in the Global Select Fund, regardless of the order in which it appears. Some or all of these risks may adversely affect the Global Select Fund's net asset value per share ("NAV"), total return and/or ability to meet its objective.

- **Equity Securities Risk.** This is the risk that the value of equity securities may fluctuate, sometimes rapidly and unpredictably, due to factors affecting the general market, an entire industry or sector, or particular companies. These factors include, without limitation, adverse changes in economic conditions, the general outlook for corporate earnings, interest rates or investor sentiment; increases in production costs; and significant management decisions. This risk is greater for small- and medium-sized companies, which tend to be more vulnerable to adverse developments than larger companies.
- **Foreign Investment Risk.** This is the risk that an investment in foreign (non-U.S.) securities may cause the Global Select Fund to experience more rapid and extreme changes in value than a fund that invests exclusively in securities of U.S. companies, due to, among other factors, less publicly available information, less stringent and less uniform accounting, auditing and financial reporting standards, less liquid and more volatile markets, higher transaction and custody costs, additional taxes, less investor protection, delayed or less frequent settlement, political or social instability, civil unrest, acts of terrorism, regional economic volatility, and the imposition of sanctions, confiscations, trade restrictions (including tariffs) and other government restrictions by the United States and/or other governments.
- **Emerging Markets Risk.** This is the risk that the value of the Global Select Fund's emerging markets investments will decline due to the greater degree of economic, political and social instability of emerging or developing countries as compared to developed countries. Investments in emerging market countries are subject to substantial risks due to, among other factors, different accounting standards and thinner trading markets as compared to those in developed countries; less publicly available and reliable information about issuers as compared to developed markets; the possibility of currency transfer restrictions; and the risk of expropriation, nationalization or other adverse political, economic or social developments.
- **Currency Risk.** This is the risk that foreign currencies will decline in value relative to the U.S. dollar and affect the Global Select Fund's investments in foreign (non-U.S.) currencies or in securities that trade in, and receive revenues in, or in derivatives that provide exposure to, foreign (non-U.S.) currencies.
- **Convertible Securities Risk.** This is the risk that the market value of convertible securities may fluctuate due to changes in, among other things, interest rates; other general economic conditions; industry fundamentals; market sentiment; the issuer's operating results, financial statements, and credit ratings; and the market value of the underlying common or preferred stock.
- **Market Risk.** The value of the Global Select Fund's shares will fluctuate based on the performance of the Global Select Fund's investments and other factors affecting the securities markets generally. Certain investments selected for the Global Select Fund's portfolio may be worth less than the price originally paid for them, or less than they were worth at an earlier time. The value of the Global Select Fund's investments may go up or down, sometimes dramatically and unpredictably, based on current market conditions, such as real or perceived adverse political or economic conditions, inflation, changes in interest rates, lack of liquidity in the fixed income markets or adverse investor sentiment.
- **Geopolitical Events Risk.** The interconnectivity between global economies and financial markets increases the likelihood that events or conditions in one region or financial market may adversely impact issuers in a different country, region or financial market. Securities in the Global Select Fund's portfolio may underperform due to inflation (or expectations for inflation), interest rates, global demand for particular products or resources, trade disputes, supply chain disruptions, natural disasters, climate change and climate-related events, pandemics, epidemics, terrorism, international conflicts, cybersecurity events, regulatory events and governmental or quasi-governmental actions. The occurrence of global events similar to those in recent years may result in market volatility and may have long-term effects on both the U.S. and global financial markets.
- **U.S. Trade Policy Risk:** The Trump administration recently enacted and proposed to enact significant new tariffs on imports from certain countries. Additionally, President Trump has directed various federal agencies to further evaluate key aspects of U.S. trade policy and there has been ongoing discussion and commentary regarding potential significant changes to U.S. trade policies, treaties and tariffs. There continues to exist significant uncertainty about the future relationship between the U.S. and other countries with respect to such trade policies, treaties and tariffs. These developments, or the perception that any of them could occur, may have a material adverse effect on global economic conditions and the stability of global financial markets, and may significantly reduce global trade and, in particular, trade between the impacted nations and the U.S. Any of these factors could depress economic activity and restrict a portfolio company's access to suppliers or customers and have a material adverse effect on its business, financial condition or operations, which in turn could negatively impact the Global Select Fund.

- **Mid-Sized Companies Risk.** Securities of companies with mid-sized market capitalizations are generally more volatile and less liquid than the securities of large-capitalization companies. Mid-sized companies may be more reliant on a few products, services or key personnel, which can make it riskier than investing in larger companies with more diverse product lines and structured management. Mid-sized companies may have relatively short operating histories or may be newer public companies.
- **Multi-Management Risk.** Because portions of the Global Select Fund's assets are managed by different portfolio managers using different styles, the Global Select Fund could experience overlapping security transactions that could lead to unintended concentration in certain securities. Certain portfolio managers may be purchasing securities at the same time other portfolio managers may be selling those same securities, which may lead to higher transaction expenses and tax inefficiencies compared to using a single investment manager.
- **Active Management Risk.** The Global Select Fund is actively managed and may not meet its investment objective based on the portfolio managers' success or failure to implement investment strategies for the Fund.
- **Large Shareholder Purchase and Redemption Risk.** The Global Select Fund may experience adverse effects when certain large shareholders purchase or redeem large amounts of shares of the Global Select Fund. Such large shareholder redemptions may cause the Global Select Fund to sell its securities at times when it would not otherwise do so, which may negatively impact the Global Select Fund's net asset value and liquidity. Similarly, large share purchases may adversely affect the Global Select Fund's performance to the extent that the Global Select Fund is delayed in investing new cash and is required to maintain a larger cash position than it ordinarily would. In addition, a large redemption could result in the Global Select Fund's current expenses being allocated over a smaller asset base, leading to an increase in the Global Select Fund's expense ratio.
- **Europe Investing Risk.** The Global Select Fund may invest a significant portion of its assets in issuers based in Western Europe and the United Kingdom ("UK"). The economies of countries in Europe are often closely connected and interdependent, and events in one country in Europe can have an adverse impact on other European countries. Efforts by the member countries of the European Union ("EU") to continue to unify their economic and monetary policies may increase the potential for similarities in the movements of European markets and reduce the potential investment benefits of diversification within the region. However, the substance of these policies may not address the needs of all European economies. European financial markets have in recent years experienced increased volatility due to concerns with some countries' high levels of sovereign debt, budget deficits and unemployment. Markets have also been affected by the decision by the UK to withdraw from the EU (an event commonly known as "Brexit"). There continues to be uncertainty surrounding the ultimate impact of Brexit on the UK, the EU and the broader global economy. An exit by any member countries from the EU or the Economic and Monetary Union of the EU, or even the prospect of such an exit, could lead to increased volatility in European markets and negatively affect investments both in issuers in the exiting country and throughout Europe.
- **Sector Weightings Risk.** Although sector focus is not a principal strategy of the Global Select Fund, the Global Select Fund may from time to time emphasize investments in a particular sector as a result of the implementation of its principal investment strategies. To the extent that the Global Select Fund emphasizes investments in a particular sector, the Global Select Fund has the potential to be subject to a greater degree to the risks particular to that sector, including the sectors described below. Market conditions, interest rates, and economic, regulatory, or financial developments could significantly affect a single sector. By focusing its investments in a particular sector, the Global Select Fund may potentially face more risks than if it were diversified broadly over numerous sectors.
 - *Financial Sector Risk.* The Global Select Fund may invest a significant portion of its assets in the financial sector and, therefore, the performance of the Fund could be negatively impacted by events affecting this sector, including changes in interest rates, government regulation, the rate of defaults on corporate, consumer and government debt and the availability and cost of capital.
 - *Healthcare Sector Risk.* The Global Select Fund may invest a significant portion of its assets in the healthcare sector. The profitability of companies in the healthcare sector may be adversely affected by government regulations and government healthcare programs, increases or decreases in the cost of medical products and services and product liability claims, among other factors. Many healthcare companies are heavily dependent on patent protection, and the expiration of a company's patent may adversely affect that company's profitability. Healthcare companies are subject to competitive forces that may result in price discounting, and may be thinly capitalized and susceptible to product obsolescence.
- **Investment Selection Risk.** The sub-advisors' portfolio managers may select investments that underperform and investors' Fund shares may decline in value. This risk may be more significant when sub-advisors concentrate their holdings in a limited number of securities as may be the case in the Global Select Fund because concentration can magnify the potential for gains and losses from individual securities. This risk may be greater for multi-manager funds compared to funds with a single manager.
- **Cybersecurity Risk.** With the increased use of technologies such as the Internet to conduct business, the Global Select Fund is susceptible to operational, information security, and related risks. Cyber incidents affecting the Global Select Fund or its service providers may cause disruptions and impact business operations, potentially resulting in financial losses, interference with the Global Select Fund's ability to calculate its NAV, impediments to trading, the inability of shareholders to transact business, violations of applicable privacy and other laws, regulatory fines, penalties, reputational damage, reimbursement or other compensation costs, or additional compliance costs.

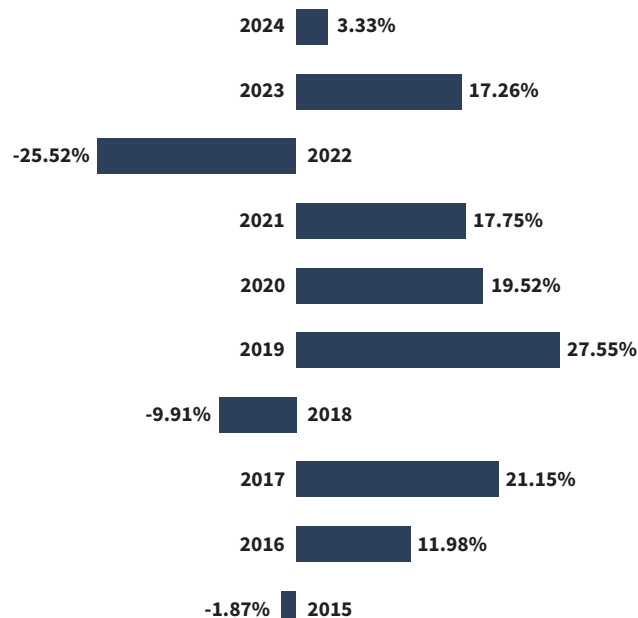
iMGP Global Select Fund — (Continued)

- **Operational Risk.** Operational risks include human error, changes in personnel, system changes, faults in communication, and failures in systems, technology, or processes. Various operational events or circumstances are outside the Advisor's or a sub-advisor's control, including instances at third parties. The Global Select Fund, the Advisor and each sub-advisor seek to reduce these operational risks through controls and procedures. However, these measures do not address every possible risk and may be inadequate to address these risks.
- **Regulatory Risk.** Governments, agencies or other regulatory bodies may adopt or change laws or regulations that could adversely affect the issuer, or market value, of an instrument held by the Global Select Fund or that could adversely impact the Fund's performance.
- **Value Stock Risk.** Value stocks are stocks of companies that may have experienced adverse business or industry developments or may be subject to special risks that have caused the stocks to be out of favor and, in the opinion of the manager, undervalued. The value of a security believed by the manager to be undervalued may never reach what is believed to be its full (intrinsic) value, or that security's value may decrease.
- **Growth Investing Risk.** Growth stocks, as a group, may be out of favor with the market and underperform value stocks or the overall equity market. Growth stocks are generally more sensitive to market movements than other types of stocks primarily because their prices are based heavily on the future expectations of the economy and the stock's issuing company.
- **Securities Lending Risk:** The Fund may engage in securities lending. Securities lending involves possible delay in recovery of the securities or possible loss of rights in the collateral should the borrower fail financially. The Fund could also lose money if the value of the collateral decreases. As a result, the value of the Fund shares may fall.

Performance

The following performance information provides some indication of the risks of investing in the Global Select Fund. The bar chart shows changes in the performance of the Global Select Fund's Institutional Class shares from year to year. The table below shows how the Global Select Fund's average annual total returns of the Institutional Class for the 1-, 5- and 10-year periods compare to those of a broad-based market index and an index of peer group mutual funds. Past performance, before and after taxes, does not necessarily indicate how the Global Select Fund will perform in the future. Updated performance information is available on the Global Select Fund's website at www.imgpfunds.com.

Global Select Fund Institutional Class Calendar Year Total Returns as of December 31



During the period shown above, the highest and lowest quarterly returns earned by the Fund were:

Highest:	22.68%	Quarter ended June 30, 2020
Lowest:	-24.62%	Quarter ended March 31, 2020

Average Annual Total Returns (for the periods ended December 31, 2024)

	One Year	Five Years	Ten Years
Global Select Fund			
Institutional Class			
Return Before Taxes	3.33%	4.90%	6.87%
Return After Taxes on Distributions	1.03%	1.76%	4.16%
Return After Taxes on Distributions and Sale of Fund Shares	2.57%	3.56%	5.08%
MSCI World Index			
<i>(reflects no deduction for fees, expenses or taxes)</i>			
	18.67%	11.17%	9.95%
Morningstar US Global Large Blend Category			
<i>(reflects net performance of funds in this group)</i>			
	12.43%	7.80%	7.84%

The Global Select Fund's after-tax returns as shown in the above table are calculated using the historical highest applicable individual federal marginal income tax rates for the period and do not reflect the impact of state and local taxes. Your actual after-tax returns depend on your tax situation and may differ from those shown. If you own shares of the Global Select Fund in a tax-deferred account, such as a 401(k) plan or an individual

retirement account, after-tax returns shown are not relevant to your investment. The after-tax returns on distributions and sale of Fund shares may be higher than returns before taxes due to the effect of a tax benefit an investor may receive from the realization of capital losses that would have been incurred on the sale of Fund shares.

Management

INVESTMENT ADVISOR	PORTFOLIO MANAGER	MANAGED THE GLOBAL SELECT FUND SINCE:
iM Global Partner Fund Management, LLC	Jack Chee, CIO Asset Management US, Managing Director and Co-Portfolio Manager	2014
	Kiko Vallarta, CFA, Senior Vice President, Co-Head of Equity Strategies and Co-Portfolio Manager	2022
SUB-ADVISOR	PORTFOLIO MANAGER	
Polen Capital Management, LLC	Damon Ficklin, Head of Team, Portfolio Manager and Analyst, Large Company Growth	2022
	Bryan Power, CFA, Director of Research, Portfolio Manager and Analyst, Large Company Growth	2023
Scharf Investments, LLC	Brian A. Krawez, President, Investment Committee Chairman and Lead Equity Manager	2022
	Gabe Houston, Investment Committee Member, Senior Research Analyst	2022

For important information about the purchase and sale of fund shares, tax information and financial intermediary compensation, please turn to the "Summary of Other Important Information Regarding the Funds" section on page 35 of this Prospectus.

iMGP International Fund

Summary Section

Investment Objective

The iMGP International Fund (the “International Fund”) seeks long-term growth of capital; that is, the increase in the value of your investment over the long term.

Fees and Expenses of the International Fund

This table describes the fees and expenses that you may pay if you buy, hold and sell shares of the International Fund. You may pay other fees, such as brokerage commissions and other fees to financial intermediaries, which are not reflected in the table and example below.

Annual Operating Expenses (expenses that you pay each year as a percentage of the value of your investment)

	Institutional Class
Management Fees	0.90%
Other Expenses	0.29%
Interest and Dividend Expenses	0.02%
Total Other Expenses	0.31%
Total Annual Fund Operating Expenses	1.21%
Fee Waiver and/or Expense Reimbursement ⁽¹⁾	(0.01)%
Total Annual Fund Operating Expenses After Fee Waiver and/or Expense Reimbursement⁽¹⁾	1.20%

(1) iM Global Partner Fund Management, LLC (formerly, Litman Gregory Fund Advisors, LLC (“iM Global” or the “Advisor”), the advisor to the International Fund, has contractually agreed, through April 30, 2026, to waive a portion of its advisory fees so that after paying all of the sub-advisory fees, the net advisory fee as a percentage of the International Fund’s daily net assets retained by iM Global is 0.40% on the first \$1 billion of the International Fund’s assets and 0.30% on assets over \$1 billion. This agreement may be terminated at any time by the Board of Trustees (the “Board”) of the Litman Gregory Funds Trust (the “Trust”) upon sixty (60) days’ written notice to iM Global, and iM Global may decline to renew this agreement by written notice to the Trust at least thirty (30) days before the agreement’s annual expiration date. iM Global has waived its right to receive reimbursement of the portion of its advisory fees waived pursuant to this agreement.

Example

This example is intended to help you compare the cost of investing in the International Fund with the cost of investing in other mutual funds. The example assumes that you invest \$10,000 in the International Fund for the time periods indicated and then redeem all of your shares at the end of those periods. The example also assumes that your investment has a 5% return each year and that the International Fund’s operating expenses remain the same. The cost for the International Fund reflects the net expenses of the International Fund that result from the contractual expense limitation in the first year only. Although your actual costs may be higher or lower, based on these assumptions your costs would be:

	One Year	Three Years	Five Years	Ten Years
Institutional Class	\$122	\$383	\$664	\$1,465

Portfolio Turnover

The International Fund pays transaction costs, such as commissions, when it buys and sells securities (or “turns over” its portfolio). A higher portfolio turnover rate may indicate higher transaction costs and may result in higher taxes when shares of the International Fund are held in a taxable account as compared to shares in investment companies that hold investments for a longer period. These costs, which are not reflected in annual fund operating expenses or in the example, affect the International Fund’s performance. During the most recent fiscal year, the International Fund’s portfolio turnover rate was 43.58% of the average value of its portfolio.

Principal Strategies

The International Fund invests in the securities of companies that the sub-advisors to the International Fund (each, a “manager” or “sub-advisor”) believe have strong appreciation potential. The Advisor believes that giving highly disciplined managers latitude in the types of stocks they can own can confer an advantage over managers who are more tightly constrained to an arbitrary “style box.” This belief underlays the premise of the International Fund to seek skilled managers, give them broad flexibility, limit them to their highest-conviction ideas and create diversification at the overall fund level by choosing managers with complementary styles, which the Advisor believes also should reduce risk. The Advisor is responsible for recommending which sub-advisors to hire or remove. Before hiring a sub-advisor, the Advisor performs extensive due diligence. This includes quantitative and qualitative analysis, including (but not limited to) an evaluation of the investment process, the consistency of its execution and discipline; individual holdings; strategies employed, past mistakes, risk controls, team depth and quality; operations and compliance; and business focus and vision. The Advisor’s evaluation process includes review of literature and documents, quantitative historical performance evaluation, extensive discussions with members of the investment team and firm management and background checks through industry contacts.

There is no minimum or maximum allocation of the International Fund’s portfolio assets to each sub-advisor. The Advisor is responsible for establishing the target allocation of International Fund assets to each manager based on the Advisor’s goal of maintaining a balance of investment styles (growth, value, and blend) and market capitalization exposure (large-cap, mid-cap and small-cap companies) and may adjust the target allocations at its discretion. Market performance may result in allocation drift among the managers of the International Fund. The Advisor is responsible for periodically rebalancing the portfolios, the timing and degree of which will be determined by the Advisor based on the amount of deviation from pre-established target allocation ranges and the Advisor’s assessment of market conditions and investment opportunities available to each sub-advisor. The Advisor monitors the individual portfolios managed by the sub-advisors to ensure that the overall portfolio does not include any unintentional over-weights to market capitalization levels, sectors, industries or individual securities. Under normal

conditions, each sub-advisor manages a portion of the International Fund's assets by independently managing a focused portfolio (resulting in total International Fund holdings of 40 to 80 different stocks).

Under normal market conditions, the International Fund will invest at least 80% of its net assets, plus the amount of any borrowings for investment purposes, in the securities of companies organized or located outside of the United States, including large-, mid-, and small-capitalization companies, as measured by market capitalization at the time of acquisition, and companies located in emerging markets. iM Global defines an emerging market country as any country that is included in the MSCI Emerging Markets Index. The International Fund ordinarily invests in the securities markets of at least five countries outside of the United States. The International Fund may focus its investments in certain sectors – including, but not limited to, the technology and financial sectors – from time to time as a result of the implementation of the International Fund's investment strategy by the sub-advisors, but sector focus is not a principal strategy of the International Fund.

Each sub-advisor uses its own discretion to invest in any sized company it deems appropriate. The managers have limited

flexibility to invest in the securities of U.S. companies. By executing its investment strategy, the International Fund seeks to:

- combine the efforts of several experienced, high quality international managers;
- access the highest conviction stock-picking ideas of each manager at any point in time;
- deliver a portfolio that is prudently diversified in terms of stocks (typically 40 to 80) and industries while still allowing each manager to run portfolio segments focused on only its highest conviction stocks; and
- further diversify across different sized companies, countries, and stock-picking styles by including managers with a variety of stock-picking disciplines.

Generally, a security may be sold: (1) if the manager believes the security's market price exceeds the manager's estimate of intrinsic value; (2) if the manager's view of the business fundamentals or management of the underlying company changes; (3) if a more attractive investment opportunity is found; (4) if general market conditions trigger a change in the manager's assessment criteria; or (5) for other portfolio management reasons. The International Fund's managers may trade its portfolio frequently.

SUB-ADVISOR	TARGET ASSET ALLOCATION	MARKET CAPITALIZATION OF COMPANIES IN PORTFOLIO
Harris Associates L.P. ("Harris")	15%	All sizes
Lazard Asset Management ("Lazard")	30%	All sizes
Zadig Asset Management S.A. ("Zadig")	30%	Mostly large-sized companies
Polen Capital Management, LLC ("Polen Capital")	25%	All sizes, but mostly large- and mid-sized companies

Principal Risks

As with all mutual funds, it is possible to lose money on an investment in the International Fund. An investment in the International Fund is not a deposit of any bank and is not guaranteed, endorsed or insured by any financial institution, government authority or the Federal Deposit Insurance Corporation (FDIC). The following risks could affect the value of your investment. Each risk summarized below is considered a "principal risk" of investing in the International Fund, regardless of the order in which it appears. Some or all of these risks may adversely affect the International Fund's net asset value per share ("NAV"), total return and/or ability to meet its objective.

- **Equity Securities Risk.** This is the risk that the value of equity securities may fluctuate, sometimes rapidly and unpredictably, due to factors affecting the general market, an entire industry or sector, or particular companies. These factors include, without limitation, adverse changes in economic conditions, the general outlook for corporate earnings, interest rates or investor sentiment; increases in production costs; and significant management decisions. This risk is greater for small-and medium-sized companies, which tend to be more vulnerable to adverse developments than larger companies.

- **Foreign Investment Risk.** This is the risk that an investment in foreign (non-U.S.) securities may cause the International Fund to experience more rapid and extreme changes in value than a fund that invests exclusively in securities of U.S. companies, due to, among other factors, less publicly available information, less stringent and less uniform accounting, auditing and financial reporting standards, less liquid and more volatile markets, higher transaction and custody costs, additional taxes, less investor protection, delayed or less frequent settlement, political or social instability, civil unrest, acts of terrorism, regional economic volatility, and the imposition of sanctions, confiscations, trade restrictions (including tariffs) and other government restrictions by the United States and/or other governments.
- **Country/Regional Risk.** This is the risk that world events – such as political upheaval, financial troubles, or natural disasters – will adversely affect the value of securities issued by companies in foreign countries or regions. Because the International Fund may invest a large portion of its assets in securities of companies located in any one country or region, including emerging markets, the International Fund's performance may be hurt disproportionately by the poor performance of its investments in that area. Country/regional risk is heightened in emerging markets.

iMGP International Fund — (Continued)

- **Europe Investing Risk.** The International Fund may invest a significant portion of its assets in issuers based in Western Europe and the United Kingdom (“UK”). The economies of countries in Europe are often closely connected and interdependent, and events in one country in Europe can have an adverse impact on other European countries. Efforts by the member countries of the European Union (“EU”) to continue to unify their economic and monetary policies may increase the potential for similarities in the movements of European markets and reduce the potential investment benefits of diversification within the region. However, the substance of these policies may not address the needs of all European economies. European financial markets have in recent years experienced increased volatility due to concerns with some countries’ high levels of sovereign debt, budget deficits and unemployment. Markets have also been affected by the decision by the UK to withdraw from the EU (an event commonly known as “Brexit”). There continues to be uncertainty surrounding the ultimate impact of Brexit on the UK, the EU and the broader global economy. An exit by any member countries from the EU or the Economic and Monetary Union of the EU, or even the prospect of such an exit, could lead to increased volatility in European markets and negatively affect investments both in issuers in the exiting country and throughout Europe.
- **Currency Risk.** This is the risk that foreign currencies will decline in value relative to the U.S. dollar and affect the International Fund’s investments in foreign (non-U.S.) currencies or in securities that trade in, and receive revenues in, or in derivatives that provide exposure to, foreign (non-U.S.) currencies.
- **Market Risk.** The value of the International Fund’s shares will fluctuate based on the performance of the International Fund’s investments and other factors affecting the securities markets generally. Certain investments selected for the International Fund’s portfolio may be worth less than the price originally paid for them, or less than they were worth at an earlier time. The value of the International Fund’s investments may go up or down, sometimes dramatically and unpredictably, based on current market conditions, such as real or perceived adverse political or economic conditions, inflation, changes in interest rates, lack of liquidity in the fixed income markets or adverse investor sentiment.
- **Geopolitical Events Risk.** The interconnectivity between global economies and financial markets increases the likelihood that events or conditions in one region or financial market may adversely impact issuers in a different country, region or financial market. Securities in the International Fund’s portfolio may underperform due to inflation (or expectations for inflation), interest rates, global demand for particular products or resources, trade disputes, supply chain disruptions, natural disasters, climate change and climate-related events, pandemics, epidemics, terrorism, international conflicts, cybersecurity events, regulatory events and governmental or quasi-governmental actions. The occurrence of global events similar to those in recent years may result in market volatility and may have long-term effects on both the U.S. and global financial markets.
- **U.S. Trade Policy Risk:** The Trump administration recently enacted and proposed to enact significant new tariffs on imports from certain countries. Additionally, President Trump has directed various federal agencies to further evaluate key aspects of U.S. trade policy and there has been ongoing discussion and commentary regarding potential significant changes to U.S. trade policies, treaties and tariffs. There continues to exist significant uncertainty about the future relationship between the U.S. and other countries with respect to such trade policies, treaties and tariffs. These developments, or the perception that any of them could occur, may have a material adverse effect on global economic conditions and the stability of global financial markets, and may significantly reduce global trade and, in particular, trade between the impacted nations and the U.S. Any of these factors could depress economic activity and restrict a portfolio company’s access to suppliers or customers and have a material adverse effect on its business, financial condition or operations, which in turn could negatively impact the International Fund.
- **Mid-Size Companies Risk.** Securities of companies with mid-sized market capitalizations are generally more volatile and less liquid than the securities of large-capitalization companies. Mid-sized companies may be more reliant on a few products, services or key personnel, which can make it riskier than investing in larger companies with more diverse product lines and structured management. Mid-sized companies may have relatively short operating histories or may be newer public companies. Some of these companies have more aggressive capital structures, including higher debt levels, than large-cap companies, or are involved in rapidly growing or changing industries and/or new technologies, which pose additional risks.
- **Smaller Companies Risk.** The International Fund may invest a portion of its assets in the securities of small- and mid-sized companies. Securities of small- and mid-cap companies are generally more volatile and less liquid than the securities of large-cap companies. This is because smaller companies may be more reliant on a few products, services or key personnel, which can make it riskier than investing in larger companies with more diverse product lines and structured management.
- **Multi-Management Risk.** Because portions of the International Fund’s assets are managed by different portfolio managers using different styles, the International Fund could experience overlapping security transactions that could lead to unintended concentration in certain securities. Certain portfolio managers may be purchasing securities at the same time other portfolio managers may be selling those same securities, which may lead to higher transaction expenses and tax inefficiencies compared to using a single investment manager.
- **Active Management Risk.** The International Fund is actively managed and may not meet its investment objective based on the portfolio managers’ success or failure to implement investment strategies for the Fund.
- **Large Shareholder Purchase and Redemption Risk.** The International Fund may experience adverse effects when certain large shareholders purchase or redeem large amounts of shares of the International Fund. Such large shareholder redemptions may cause the International Fund to sell its securities at times

when it would not otherwise do so, which may negatively impact the International Fund's net asset value and liquidity. Similarly, large share purchases may adversely affect the International Fund's performance to the extent that the International Fund is delayed in investing new cash and is required to maintain a larger cash position than it ordinarily would. In addition, a large redemption could result in the International Fund's current expenses being allocated over a smaller asset base, leading to an increase in the International Fund's expense ratio.

- **Special Situations Risk.** Investments in special situations (undervalued equities, merger arbitrage situations, distressed companies, etc.) may involve greater risks when compared to other investments the International Fund may make due to a variety of factors. For example, mergers, acquisitions, reorganizations, liquidations or recapitalizations may fail or not be completed on the terms originally contemplated, and expected developments may not occur in a timely manner, if at all.
- **Sector Weightings Risk.** Although sector focus is not a principal strategy of the International Fund, the International Fund may from time to time emphasize investments in a particular sector as a result of the implementation of its principal investment strategies. To the extent that the International Fund emphasizes investments in a particular sector, the International Fund has the potential to be subject to a greater degree to the risks particular to that sector, including the sectors described below. Market conditions, interest rates, and economic, regulatory, or financial developments could significantly affect a single sector. By focusing its investments in a particular sector, the International Fund may potentially face more risks than if it were diversified broadly over numerous sectors.
 - *Technology Sector Risk.* The International Fund may invest a significant portion of its assets in the financial services sector. Technology companies face competition and potentially rapid product obsolescence. They are also heavily dependent on intellectual property rights and may be adversely affected by the loss or impairment of those rights. Companies in the technology sector are facing increased government and regulatory scrutiny and may be subject to adverse government or regulatory action. Companies in the software industry may be adversely affected by, among other things, the decline or fluctuation of subscription renewal rates for their products and services and actual or perceived vulnerabilities in their products or services.
 - *Financial Sector Risk.* The International Fund may invest a significant portion of its assets in the financial services sector and, therefore, the performance of the Fund could be negatively impacted by events affecting this sector, including changes in interest rates, government regulation, the rate of defaults on corporate, consumer and government debt and the availability and cost of capital.
- **Investment Selection Risk.** The sub-advisors' portfolio managers may select investments that underperform and investors' Fund shares may decline in value. This risk may be more significant when sub-advisors concentrate their holdings in a limited number of securities as may be the case in the International Fund because concentration can magnify the potential for gains and losses from individual securities. This risk may be greater for multi-manager funds compared to funds with a single manager.
- **Cybersecurity Risk.** With the increased use of technologies such as the Internet to conduct business, the International Fund is susceptible to operational, information security, and related risks. Cyber incidents affecting the International Fund or its service providers may cause disruptions and impact business operations, potentially resulting in financial losses, interference with the International Fund's ability to calculate its NAV, impediments to trading, the inability of shareholders to transact business, violations of applicable privacy and other laws, regulatory fines, penalties, reputational damage, reimbursement or other compensation costs, or additional compliance costs.
- **Operational Risk.** Operational risks include human error, changes in personnel, system changes, faults in communication, and failures in systems, technology, or processes. Various operational events or circumstances are outside the Advisor's or a sub-advisor's control, including instances at third parties. The International Fund, the Advisor and each sub-advisor seek to reduce these operational risks through controls and procedures. However, these measures do not address every possible risk and may be inadequate to address these risks.
- **Regulatory Risk.** Governments, agencies or other regulatory bodies may adopt or change laws or regulations that could adversely affect the issuer, or market value, of an instrument held by the International Fund or that could adversely impact the Fund's performance.
- **Value Stock Risk.** Value stocks are stocks of companies that may have experienced adverse business or industry developments or may be subject to special risks that have caused the stocks to be out of favor and, in the opinion of the manager, undervalued. The value of a security believed by the manager to be undervalued may never reach what is believed to be its full (intrinsic) value, or that security's value may decrease.
- **Growth Investing Risk.** Growth stocks, as a group, may be out of favor with the market and underperform value stocks or the overall equity market. Growth stocks are generally more sensitive to market movements than other types of stocks primarily because their prices are based heavily on the future expectations of the economy and the stock's issuing company.
- **Emerging Markets Risk.** This is the risk that the value of the International Fund's emerging markets investments will decline due to the greater degree of economic, political and social instability of emerging or developing countries as compared to developed countries. Investments in emerging market countries are subject to substantial risks due to, among other factors, different accounting standards and thinner trading markets as compared to those in developed countries; less publicly available and reliable information about issuers as compared to developed markets; the possibility of currency transfer restrictions; and the risk of expropriation, nationalization or other adverse political, economic or social developments.

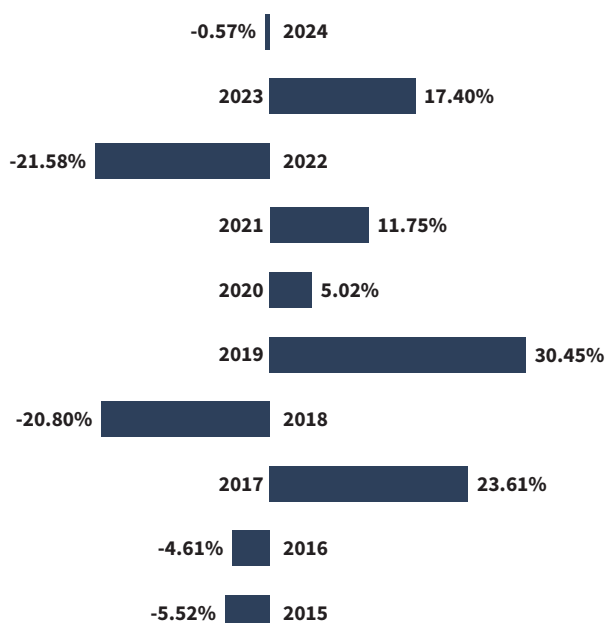
iMGP International Fund — (Continued)

- **Securities Lending Risk:** The Fund may engage in securities lending. Securities lending involves possible delay in recovery of the securities or possible loss of rights in the collateral should the borrower fail financially. The Fund could also lose money if the value of the collateral decreases. As a result, the value of the Fund shares may fall.

Performance

The following performance information provides some indication of the risks of investing in the International Fund. The bar chart shows changes in the performance of the International Fund's Institutional Class shares from year to year. The table below shows how the International Fund's average annual total returns of the Institutional Class for the 1-, 5- and 10-year periods compare to those of a broad-based market index, as well as an index of peer group mutual funds. Past performance, before and after taxes, does not necessarily indicate how the International Fund will perform in the future. Updated performance information is available on the International Fund's website at www.imgpfunds.com.

International Fund Institutional Class Calendar Year Total Returns as of December 31



During the period shown above, the highest and lowest quarterly returns earned by the International Fund were:

Highest: 26.96% **Quarter ended December 31, 2020**

Lowest: -32.92% **Quarter ended March 31, 2020**

Average Annual Total Returns (for the periods ended December 31, 2024)

	One Year	Five Years	Ten Years
International Fund			
Institutional Class			
Return Before Taxes	-0.57%	1.44%	2.15%
Return After Taxes on Distributions	-0.58%	1.28%	1.80%
Return After Taxes on Distributions and Sale of Fund Shares	0.08%	1.37%	1.80%
MSCI EAFE Index			
(reflects no deduction of fees, expenses or taxes)	3.82%	4.73%	5.20%
Morningstar Foreign Large Blend Category			
(reflects net performance of funds in this group)	4.74%	4.21%	4.69%

The International Fund's after-tax returns as shown in the above table are calculated using the historical highest applicable individual federal marginal income tax rates for the period and do not reflect the impact of state and local taxes. Your actual after-tax returns depend on your tax situation and may differ from those shown. If you own shares of the International Fund in a tax-deferred account, such as a 401(k) plan or an individual retirement account, after-tax returns shown are not relevant to your investment. The after-tax returns on distributions and sale of Fund shares may be higher than returns before taxes due to the effect of a tax benefit an investor may receive from the realization of capital losses that would have been incurred on the sale of Fund shares.

Management

INVESTMENT ADVISOR	PORTFOLIO MANAGER	MANAGED THE INTERNATIONAL FUND SINCE:
iM Global Partner Fund Management, LLC	Jack Chee, CIO Asset Management US, Managing Director and Co-Portfolio Manager	2023
	Kiko Vallarta, CFA, Director, Head of Equity Strategies and Co-Portfolio Manager	2022
SUB-ADVISOR	PORTFOLIO MANAGER	MANAGED THE INTERNATIONAL FUND SINCE:
Harris Associates L.P.	David G. Herro, CFA, Deputy Chairman, Portfolio Manager and Chief Investment Officer, International Equity	1997
Lazard Asset Management LLC	Jimmie Bork, CFA, Portfolio Manager/Analyst	2024
	Robin O. Jones, Managing Director, Portfolio Manager/Analyst	2023
Zadig Asset Management S.A.	Régis Bégué, Portfolio Manager and Partner	2025
	Vincent Steenman, Portfolio Manager and Partner	2025
Polen Capital Management, LLC	Todd Morris, Portfolio Manager and Analyst	2021
	Daniel Fields, CFA, Director of Research and Portfolio Manager	2021

For important information about the purchase and sale of fund shares, tax information and financial intermediary compensation, please turn to the “Summary of Other Important Information Regarding the Funds” section on page 35 of this Prospectus.

iMGP High Income Fund

Summary Section

Investment Objectives

The iMGP High Income Fund (the “High Income Fund”) seeks to achieve long-term returns with lower risk and lower volatility than the stock market, and with relatively low correlation to stock and bond market indexes. A high level of current income is a secondary objective.

Fees and Expenses of the High Income Fund

This table describes the fees and expenses that you may pay if you buy, hold and sell shares of the High Income Fund. You may pay other fees, such as brokerage commissions and other fees to financial intermediaries, which are not reflected in the table and example below.

Annual Operating Expenses (expenses that you pay each year as a percentage of the value of your investment)

	Institutional Class
Management Fees	0.85%
Distribution and/or Service (12b-1) Fees	None
Other Expenses	0.35%
Interest and Dividend Expenses	0.00%
Total Other Expenses	0.35%
Total Annual Fund Operating Expenses	1.20%
Fee Waiver and/or Expense Reimbursement ⁽¹⁾⁽²⁾	(0.22)%
Total Annual Fund Operating Expenses After Fee Waiver and/or Expense Reimbursement⁽¹⁾	0.98%

(1) iM Global Partner Fund Management, LLC (formerly, Litman Gregory Fund Advisors, LLC) (“iM Global” or the “Advisor”), the advisor to the High Income Fund, has contractually agreed to limit the High Income Fund’s operating expenses (excluding any taxes, interest, brokerage commissions, borrowing costs, dividend expenses, acquired fund fees and expenses and extraordinary expenses such as but not limited to litigation costs) through April 30, 2026 to an annual rate of 0.98% for the Institutional Class (the “Operating Expense Limitation”). This agreement may be renewed for additional periods not exceeding one (1) year and may be terminated by the Board of Trustees (the “Board”) of Litman Gregory Funds Trust (the “Trust”) upon sixty (60) days’ written notice to iM Global. iM Global may also decline to renew this agreement by written notice to the Trust at least thirty (30) days before the renewal date. Pursuant to this agreement, iM Global may recoup reduced fees and expenses only within three years from the end of the month in which the reimbursement took place, provided that the recoupment does not cause the High Income Fund’s annual expense ratio to exceed the lesser of (i) the expense limitation applicable at the time of that fee waiver and/or expense reimbursement or (ii) the expense limitation in effect at the time of recoupment.

(2) iM Global has separately contractually agreed through April 30, 2026, to waive a portion of its advisory fees so that after paying all of the sub-advisory fees, the net advisory fee as a percentage of the High Income Fund’s daily net assets retained by iM Global is 0.40% on the first \$1 billion of assets, 0.375% on the next \$1 billion of assets, 0.35% on the next \$1 billion of assets, 0.325% on the next \$1 billion of assets and 0.30% on assets in excess of \$4 billion. This agreement may be terminated at any time by the Board of the Trust upon sixty (60) days’ written notice to iM Global, and iM Global may decline to renew this agreement at its expiration on April 30, 2026 by written notice to the Trust at least thirty (30) days before the agreement’s annual expiration date. iM Global has waived its right to receive reimbursement of the portion of its advisory fees waived pursuant to this advisory fee waiver agreement.

Example

This example is intended to help you compare the cost of investing in the High Income Fund with the cost of investing in other mutual funds. The example assumes that you invest \$10,000 in the High Income Fund for the time periods indicated. The example also assumes that your investment has a 5% return each year and that the High Income Fund’s operating expenses remain the same. The cost for the High Income Fund reflects the net expenses of the High Income Fund that result from the contractual

expense limitation in the first year only. Although your actual costs may be higher or lower, based on these assumptions your costs would be:

	One Year	Three Years	Five Years	Ten Years
Institutional Class	\$100	\$352	\$631	\$1,428

Portfolio Turnover

The High Income Fund pays transaction costs, such as commissions, when it buys and sells securities (or “turns over” its portfolio). A higher portfolio turnover rate may indicate higher transaction costs and may result in higher taxes when shares of the High Income Fund are held in a taxable account as compared to shares in investment companies that hold investments for a longer period. These costs, which are not reflected in the annual fund operating expenses or in the example, will affect the High Income Fund’s performance. During the most recent fiscal year, the High Income Fund’s portfolio turnover rate was 29.76%.

Principal Strategies

The High Income Fund invests in a mix of strategies that iM Global believes offer risk-return characteristics that are attractive individually and even more compelling collectively. The High Income Fund is intended to be used by investors seeking high current income consistent with capital preservation over time, and with long-term capital appreciation a secondary objective.

The Advisor believes that giving highly disciplined sub-advisors (each, a “manager” or “sub-advisor”) latitude in the types of stocks they can own can confer an advantage over managers who are more tightly constrained to an arbitrary “style box.” This belief underlays the premise of the High Income Fund to seek skilled managers, give them broad flexibility, limit them to their highest-conviction ideas and create diversification at the overall fund level by choosing managers with complementary styles, which the Advisor believes also should reduce risk. The Advisor is responsible for recommending which sub-advisors to hire or remove. Before hiring a sub-advisor, the Advisor performs extensive due diligence. This includes quantitative and qualitative analysis, including (but not limited to) an evaluation of the investment process, the consistency of its execution and discipline; individual holdings; strategies employed, past mistakes, risk controls, team depth and quality; operations and compliance; and business focus and vision. The Advisor’s evaluation process includes review of literature and documents, quantitative historical performance evaluation, extensive discussions with members of the investment team and firm management and background checks through industry contacts.

There is no minimum or maximum allocation of the High Income Fund’s portfolio assets to each sub-advisor, but it is expected that no one strategy will be allocated less than 10% of portfolio assets or more than 60% of portfolio assets as measured at the time of allocation. It is possible that additional managers and strategies will be added to (or removed from) the High Income Fund in the future and/or there may be adjustments in the allocation ranges.

The Advisor is responsible for establishing the target allocation of High Income Fund assets to each manager based on the Advisor's goal of maintaining a balance of investment styles (growth, value, and blend) and market capitalization exposure (large-cap, mid-cap and small-cap companies) and may adjust the target allocations at its discretion. Market performance may result in allocation drift among the managers of the High Income Fund. The Advisor is responsible for periodically rebalancing the portfolios, the timing and degree of which will be determined by the Advisor based on the amount of deviation from pre-established target allocation ranges and the Advisor's assessment of market conditions and investment opportunities available to each sub-advisor. The Advisor monitors the individual portfolios managed by the sub-advisors to ensure that the overall portfolio does not include any unintentional over-weights to market capitalization levels, sectors, industries or individual securities.

Sub-advisor strategies may seek to benefit from: opportunities to combine securities with differing risk characteristics; market inefficiencies; opportunities to provide liquidity; tactical opportunities in asset classes or securities; special situations such as spin-offs; as well as other opportunities in other areas. In the aggregate, the managers can invest globally in debt and equity securities of companies of any size, domicile or market capitalization, government and corporate bonds, loans, loan participation interests, mortgage or other asset-backed securities and other fixed income securities and currencies, including short positions of any of the foregoing, within their respective segments

of the High Income Fund. The managers may invest without limitation in below investment grade fixed income securities. Under normal market conditions, the High Income Fund does not expect to invest more than 25% of its total assets in emerging market securities. iM Global defines an emerging market country as any country that is included in the MSCI Emerging Markets Index.

The managers may also write options, invest in derivatives, including, without limitation, options, futures contracts, participatory notes ("P-Notes") and swaps, to manage risk or enhance return and can also borrow amounts up to one third of the value of the High Income Fund's total assets (except that the High Income Fund may exceed this limit to satisfy redemption requests or for other temporary purposes). Each of the managers may invest in illiquid securities; however, the High Income Fund as a whole may not hold more than 15% of its net assets in illiquid securities.

Each sub-advisor will have an investment approach that generally focuses on a particular asset class or specific strategies. Currently, the strategies the sub-advisors focus on are as follows: (1) a credit value strategy, (2) a multi-credit strategy, and (3) an option income strategy. iM Global may hire sub-advisors that focus on other strategies in the future, and not all strategies that may be appropriate will be represented in the High Income Fund's portfolio at all times.

SUB- ADVISOR	TARGET ASSET ALLOCATION	STOCK-PICKING STYLE
Brown Brothers Harriman & Co. ("BBH")	40%	Credit Value
Guggenheim Partners Investment Management, LLC ("Guggenheim")	40%	Multi-Credit
Neuberger Berman Investment Advisers LLC ("Neuberger")	20%	Option Income

The sub-advisor that manages the credit value strategy primarily invests its segment of the High Income Fund in fixed income securities it believes have the potential for excess return. The sub-advisor invests in fixed income securities from a wide variety of sectors, asset-backed securities, commercial mortgage-backed securities, corporate bonds, floating-rate loans and municipal bonds. The sub-advisor expects to invest in structured and corporate securities. The sub-advisor's emphasizes A/BBB-rated asset backed securities and BBB/BB-rated corporate securities, as these ratings segments have historically offered attractive risk-adjusted returns, along with low default rates. The sub-advisor also invests in U.S. Treasury futures to manage duration of the portfolio, which allows individual security selection to be managed without regard to portfolio duration. Duration is a measure of the expected life of a fixed income security that is used to determine the sensitivity of a security to changes in interest rates. Fixed income securities and portfolios with longer durations are subject to more volatility than those with shorter durations. The sub-advisor will not typically own CCC-rated or distressed securities.

The sub-advisor that manages the multi-credit strategy seeks to preserve invested capital and maximize total return through a combination of current income and capital appreciation. The team invests in a wide range of fixed income and other instruments selected from a variety of credit qualities, and sectors, including, but not limited to, corporate bonds, loans and loan participations, structured finance investments, U.S. government and agency, mezzanine and preferred securities and convertible securities. The team seeks opportunities across fixed income market sectors and aims to take advantage of downturns/inefficiencies that occur during times of uncertainty. The multi-credit strategy is flexible and is not constrained by duration, sector, issuer, or credit quality.

The sub-advisor that manages the option income strategy writes collateralized put options on both U.S. indices, including the S&P 500® Index and the Russell 2000® Index, and exchange traded funds ("ETFs"). The manager seeks to generate returns through the receipt of option premiums from selling puts, as well as through investments in fixed income instruments, which collectively are intended to reduce volatility relative to the level of volatility the strategy would experience if the High Income Fund held the

iMGP High Income Fund — (Continued)

underlying equity index on which the options are written. The portfolio's investments in fixed income instruments may be of any duration, may include variable and floating rate instruments, and may include U.S. Treasury securities and other securities issued by the U.S. government and its agencies and instrumentalities, debt securities issued by corporations or trust entities, cash and cash equivalents, mortgage-backed securities and asset-backed securities. The manager also may invest in money market mutual funds and ETFs.

Principal Risks

As with all mutual funds, it is possible to lose money on an investment in the High Income Fund. An investment in the High Income Fund is not a deposit of any bank and is not guaranteed, endorsed or insured by any financial institution, government authority or the Federal Deposit Insurance Corporation (FDIC). The following risks could affect the value of your investment. Each risk summarized below is considered a "principal risk" of investing in the High Income Fund, regardless of the order in which it appears. Some or all of these risks may adversely affect the High Income Fund's net asset value per share, total return and/or ability to meet its objective.

- **Asset-Backed Securities Risk.** This is the risk that the impairment of the value of the collateral underlying a security in which the High Income Fund invests, such as the non-payment of loans, will result in a reduction in the value of the security. The value of these securities may also fluctuate in response to the market's perception of the value of issuers or collateral.
- **Below Investment-Grade Fixed Income Securities Risk.** This is the risk of investing in below investment-grade fixed income securities (also known as "junk bonds"), which may be greater than that of higher rated fixed income securities. These securities are rated Ba1 through C by Moody's Investors Service ("Moody's") or BB+ through D by Standard & Poor's Rating Group ("S&P") (or comparably rated by another nationally recognized statistical rating organization), or, if not rated by Moody's or S&P, are considered by the sub-advisors to be of similar quality. These securities are regarded by the rating organizations as predominantly speculative with respect to capacity to pay interest and repay principal in accordance with the terms of the obligation and therefore have greater risk of default than higher rated securities. The market value of these securities is more sensitive to corporate developments and economic conditions and can be volatile. Market conditions can diminish liquidity and make accurate valuations difficult to obtain.
- **Investments in Loans Risk.** Investments in loans, including loan syndicates and other direct lending opportunities, involve special types of risks, including credit risk, interest rate risk, counterparty risk and prepayment risk. Loans may offer a fixed or floating interest rate. Loans are often generally below investment grade and may be unrated. The High Income Fund's investments in loans can also be difficult to value accurately and may be more susceptible to liquidity risk than fixed-income instruments of similar credit quality and/or maturity. The High Income Fund is also subject to the risk that the value of the

collateral for the loan may be insufficient or unavailable to cover the borrower's obligations should the borrower fail to make payments or become insolvent. Participations in loans may subject the High Income Fund to the credit risk of both the borrower and the issuer of the participation and may make enforcement of loan covenants, if any, more difficult for the High Income Fund as legal action may have to go through the issuer of the participations. Transactions in loans are often subject to long settlement periods, thus potentially limiting the ability of the High Income Fund to invest sale proceeds in other investments and to use proceeds to meet its current redemption obligations. In addition, many banks have been weakened by the recent financial crisis, and it may be difficult for the High Income Fund to obtain an accurate picture of a lending bank's financial condition.

- **Collateral Risk.** If the High Income Fund's financial instruments are secured by collateral, the issuer may have difficulty liquidating the collateral and/or the High Income Fund may have difficulty enforcing its rights under the terms of the securities if an issuer defaults. Collateral may be insufficient or the High Income Fund's right to the collateral may be set aside by a court. Collateral will generally consist of assets that may not be readily liquidated, including for example, equipment, inventory, work in the process of manufacture, real property and payments to become due under contracts or other receivable obligations. There is no assurance that the liquidation of those assets would satisfy an issuer's obligations under a financial instrument. Non-affiliates and affiliates of issuers of financial instruments may provide collateral in the form of secured and unsecured guarantees and/or security interests in assets that they own, which may also be insufficient to satisfy an issuer's obligations under a financial instrument.
- **Collateralized Loan Obligations and Collateralized Debt Obligations Risk.** Collateralized loan obligations ("CLOs") bear many of the same risks as other forms of asset-backed securities, including interest rate risk, credit risk and default risk. As they are backed by pools of loans, CLOs also bear similar risks to investing in loans directly. CLOs issue classes or "tranches" that vary in risk and yield. CLOs may experience substantial losses attributable to loan defaults. Losses caused by defaults on underlying assets are borne first by the holders of subordinate tranches. The High Income Fund's investment in CLOs may decrease in market value when the CLO experiences loan defaults or credit impairment, the disappearance of a subordinate tranche, or market anticipation of defaults and investor aversion to CLO securities as a class.

Collateralized debt obligations ("CDOs") are structured similarly to CLOs and bear the same risks as CLOs including interest rate risk, credit risk and default risk. CDOs are subject to additional risks because they are backed by pools of assets other than loans including securities (such as other asset-backed securities), synthetic instruments or bonds and may be highly leveraged. Like CLOs, losses incurred by a CDO are borne first by holders of subordinate tranches. Accordingly, the risks of CDOs depend largely on the type of underlying collateral and the tranche of CDOs in which the High Income Fund invests. For

example, CDOs that obtain their exposure through synthetic investments entail the risks associated with derivative instruments.

- **Convertible Securities Risk.** This is the risk that the market value of convertible securities may fluctuate due to changes in, among other things, interest rates; other general economic conditions; industry fundamentals; market sentiment; the issuer's operating results, financial statements, and credit ratings; and the market value of the underlying common or preferred stock.
- **Currency Risk.** This is the risk that investing in foreign currencies may expose the High Income Fund to fluctuations in currency exchange rates and that such fluctuations in the exchange rates may negatively affect an investment related to a currency or denominated in a foreign currency.
- **Fixed Income Securities Risk.** Interest rates may go up resulting in a decrease in value of the securities held by the High Income Fund. Fixed income securities held by the High Income Fund are also subject to interest rate risk, credit risk, call risk and liquidity risk, which are more fully described below.
 - *Credit Risk.* Credit risk is the risk that an issuer will not make timely payments of principal and interest. A credit rating assigned to a particular debt security is essentially an opinion as to the credit quality of an issuer and may prove to be inaccurate. There is also the risk that a bond issuer may "call," or repay, its high yielding bonds before their maturity dates.
 - *Interest Rate Risk.* Interest rates may go up resulting in a decrease in the value of the securities held by the High Income Fund. Interest rates have been historically low, so the High Income Fund faces a heightened risk that interest rates may rise. Debt securities subject to prepayment can offer less potential for gains during a declining interest rate environment and similar or greater potential for loss in a rising interest rate environment. A fund with a longer average portfolio duration will be more sensitive to changes in interest rates than a fund with a shorter average portfolio duration.
 - *Call Risk.* During periods of declining interest rates, a bond issuer may "call" or repay its high yielding bonds before their maturity dates.
 - *Liquidity Risk.* Certain securities may be difficult or impossible to sell at the time and the price that the High Income Fund would like. Trading opportunities are more limited for fixed income securities that have not received any credit ratings, have received ratings below investment grade or are not widely held. The values of these securities may fluctuate more sharply than those of other securities, and the High Income Fund may experience some difficulty in closing out positions in these securities at prevailing market prices.
 - *Prepayment and Extension Risk.* In times of declining interest rates, the High Income Fund's higher yielding securities will be prepaid, and the High Income Fund will have to replace them with securities having a lower yield. Rising interest rates could extend the life of securities with lower payment rates. This is known as extension risk and may increase the High Income Fund's sensitivity to rising rates and its potential for price declines.
- **Corporate Debt Obligations Risk.** Corporate debt obligations are subject to the risk of an issuer's inability to meet principal and interest payments on the obligations. Therefore, the High Income Fund may be indirectly exposed to such risks associated with corporate debt obligations.
- **Derivatives Risk.** This is the risk that an investment in derivatives may not correlate completely to the performance of the underlying securities and may be volatile and that the insolvency of the counterparty to a derivative instrument could cause the High Income Fund to lose all or substantially all of its investment in the derivative instrument, as well as the benefits derived therefrom.
 - *Options Risk.* This is the risk that an investment in options may be subject to greater fluctuation than an investment in the underlying instruments themselves and may be subject to a complete loss of the amounts paid as premiums to purchase the options.
 - *Futures Contracts Risk.* This is the risk that an investment in futures contracts may be subject to losses that exceed the amount of the premiums paid and may subject the High Income Fund's net asset value to greater volatility.
 - *Forward Contracts Risk.* There are no limitations on daily price movements of forward contracts. Changes in foreign exchange regulations by governmental authorities might limit the trading of forward contracts. To the extent the High Income Fund enters into non-U.S. currency forward contracts with banks, the High Income Fund is subject to the risk of bank failure or the inability of or refusal by a bank to perform such contracts. There have been periods during which certain banks have refused to continue to quote prices for forward contracts or have quoted prices with an unusually wide spread (the difference between the price at which the bank is prepared to buy and the price at which it is prepared to sell).
 - *P-Notes Risk.* This is the risk that the performance results of P-Notes will not replicate exactly the performance of the issuers or markets that the P-Notes seek to replicate. Investments in P-Notes involve risks normally associated with a direct investment in the underlying securities as well as additional risks, such as counterparty risk.
 - *Swaps Risk.* Risks inherent in the use of swaps include: (1) swap contracts may not be assigned without the consent of the counterparty; (2) potential default of the counterparty to the swap; (3) absence of a liquid secondary market for any particular swap at any time; and (4) possible inability of the High Income Fund to close out the swap transaction at a time that otherwise would be favorable for it to do so.
- **Equity Securities Risk.** This is the risk that the value of equity securities may fluctuate, sometimes rapidly and unpredictably, due to factors affecting the general market, an entire industry or sector, or particular companies. These factors include, without limitation, adverse changes in economic conditions, the general outlook for corporate earnings, interest rates or investor sentiment; increases in production costs; and significant management decisions. This risk is greater for small- and medium-sized companies, which tend to be more vulnerable to adverse developments than larger companies.

iMGP High Income Fund — (Continued)

- **Preferred Stock Risk.** In the event an issuer is liquidated or declares bankruptcy, the claims of owners of bonds take precedence over the claims of those who own preferred and common stock. If interest rates rise, the fixed dividend on preferred stocks may be less attractive, causing the price of preferred stocks to decline.
 - **Foreign Investment Risk.** This is the risk that an investment in foreign (non-U.S.) securities may cause the High Income Fund to experience more rapid and extreme changes in value than a fund that invests exclusively in securities of U.S. companies, due to, among other factors, less publicly available information, less stringent and less uniform accounting, auditing and financial reporting standards, less liquid and more volatile markets, higher transaction and custody costs, additional taxes, less investor protection, delayed or less frequent settlement, political or social instability, civil unrest, acts of terrorism, regional economic volatility, and the imposition of sanctions, confiscations, trade restrictions (including tariffs) and other government restrictions by the United States and/or other governments.
 - **Emerging Markets Risk.** This is the risk that the value of the High Income Fund's emerging markets investments will decline due to the greater degree of economic, political and social instability of emerging or developing countries as compared to developed countries. Investments in emerging market countries are subject to substantial risks due to, among other factors, different accounting standards and thinner trading markets as compared to those in developed countries; less publicly available and reliable information about issuers as compared to developed markets; the possibility of currency transfer restrictions; and the risk of expropriation, nationalization or other adverse political, economic or social developments.
 - **Currency Risk.** This is the risk that foreign currencies will decline in value relative to the U.S. dollar and affect the High Income Fund's investments in foreign (non-U.S.) currencies or in securities that trade in, and receive revenues in, or in derivatives that provide exposure to, foreign (non-U.S.) currencies.
 - **Investment Companies Risk.** This is the risk that investing in other investment companies, including ETFs, closed-end funds ("CEFs"), business development companies ("BDCs"), unit investment trusts and open-end funds, subjects the High Income Fund to those risks affecting the investment vehicle, including the possibility that the value of the underlying securities held by the investment vehicle could decrease or the portfolio becomes illiquid. Moreover, the High Income Fund and its shareholders will incur its pro rata share of the underlying vehicles' expenses, which will reduce the High Income Fund's performance. In addition, investments in an ETF are subject to, among other risks, the risk that the ETF's shares may trade at a discount or premium relative to the net asset value of the shares and the listing exchange may halt trading of the ETF's shares. BDCs may carry risks similar to those of a private equity or venture capital fund. BDC company securities are not redeemable at the option of the shareholder and they may trade in the market at a discount to their net asset value. BDCs usually trade at a discount to their net asset value because they invest in unlisted securities and have limited access to capital markets.
- Shares of CEFs also frequently trade at a discount to their net asset value for those and other reasons.
- **Sector Weightings Risk.** Although sector focus is not a principal strategy of the High Income Fund, the Fund may from time to time emphasize investments in a particular sector as a result of the implementation of its principal investment strategies. To the extent that the High Income Fund emphasizes investments in a particular sector, the High Income Fund has the potential to be subject to a greater degree to the risks particular to that sector, including the sectors described below. Market conditions, interest rates, and economic, regulatory, or financial developments could significantly affect a single sector. By focusing its investments in a particular sector, the High Income Fund may potentially face more risks than if it were diversified broadly over numerous sectors.
 - **Financial Sector Risk.** The High Income Fund may invest a significant portion of its assets in the financial sector and, therefore, the performance of the Fund could be negatively impacted by events affecting this sector, including changes in interest rates, government regulation, the rate of defaults on corporate, consumer and government debt and the availability and cost of capital.
 - **Large Shareholder Purchase and Redemption Risk.** The High Income Fund may experience adverse effects when certain large shareholders purchase or redeem large amounts of shares of the High Income Fund. Such large shareholder redemptions may cause the High Income Fund to sell its securities at times when it would not otherwise do so, which may negatively impact the High Income Fund's net asset value and liquidity. Similarly, large share purchases may adversely affect the High Income Fund's performance to the extent that the High Income Fund is delayed in investing new cash and is required to maintain a larger cash position than it ordinarily would. In addition, a large redemption could result in the High Income Fund's current expenses being allocated over a smaller asset base, leading to an increase in the High Income Fund's expense ratio.
 - **Leverage Risk.** This is the risk that leverage may cause the effect of an increase or decrease in the value of the High Income Fund's portfolio securities to be magnified and the High Income Fund to be more volatile than if leverage was not used. Leverage may result from certain transactions, including the use of derivatives and borrowing.
 - **Market Risk.** The value of the High Income Fund's shares will fluctuate based on the performance of the High Income Fund's investments and other factors affecting the securities markets generally. Certain investments selected for the High Income Fund's portfolio may be worth less than the price originally paid for them, or less than they were worth at an earlier time. The value of the High Income Fund's investments may go up or down, sometimes dramatically and unpredictably, based on current market conditions, such as real or perceived adverse political or economic conditions, inflation, changes in interest rates, lack of liquidity in the fixed income markets or adverse investor sentiment.
 - **Geopolitical Events Risk.** The interconnectivity between global economies and financial markets increases the likelihood that

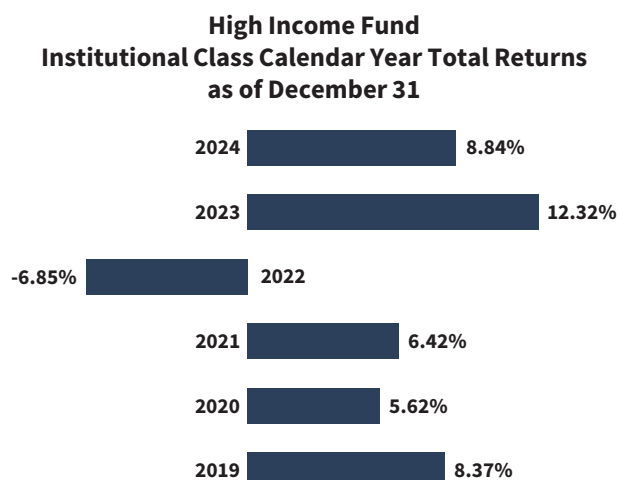
events or conditions in one region or financial market may adversely impact issuers in a different country, region or financial market. Securities in the High Income Fund's portfolio may underperform due to inflation (or expectations for inflation), interest rates, global demand for particular products or resources, trade disputes, supply chain disruptions, natural disasters, climate change and climate-related events, pandemics, epidemics, terrorism, international conflicts, cybersecurity events, regulatory events and governmental or quasi-governmental actions. The occurrence of global events similar to those in recent years may result in market volatility and may have long-term effects on both the U.S. and global financial markets.

- **Liquidity and Valuation Risk.** It may be difficult for the High Income Fund to purchase and sell particular investments within a reasonable time at a fair price, or the price at which it has been valued by iM Global for purposes of the High Income Fund's net asset value, causing the High Income Fund to be less liquid and unable to realize what iM Global believes should be the price of the investment. Valuation of portfolio investments may be difficult, such as during periods of market turmoil or reduced liquidity, and for investments that may, for example, trade infrequently or irregularly. In these and other circumstances, an investment may be valued using fair value methodologies, which are inherently subjective, reflect good faith judgments based on available information and may not accurately estimate the price at which the High Income Fund could sell the investment at that time. Based on its investment strategies, a significant portion of the High Income Fund's investments can be difficult to value and potentially less liquid and thus particularly prone to the foregoing risks.
- **Mortgage-Backed Securities Risk.** This is the risk of investing in mortgage-backed securities, which includes interest rate risk, prepayment risk and the risk of defaults on the mortgage loans underlying these securities.
- **Multi-Management Risk.** Because portions of the High Income Fund are managed by different portfolio managers using different styles, the High Income Fund could experience overlapping security transactions that could lead to unintended concentration in certain securities. Certain portfolio managers may be purchasing securities at the same time other portfolio managers may be selling those same securities, which may lead to higher transaction expenses and tax inefficiencies compared to using a single investment manager.
- **Active Management Risk.** The High Income Fund is actively managed and may not meet its investment objective based on the portfolio managers' success or failure to implement investment strategies for the Fund.
- **Investment Selection Risk.** The sub-advisors' portfolio managers may select investments that underperform and investors' Fund shares may decline in value. This risk may be more significant when sub-advisors concentrate their holdings in a limited number of securities as may be the case in the High Income Fund because concentration can magnify the potential for gains and losses from individual securities. This risk may be greater for multi-manager funds compared to funds with a single manager.
- **Short Sale Risk.** This is the risk that the value of a security the High Income Fund sells short does not go down as expected. The risk of loss is theoretically unlimited if the value of the security sold short continues to increase. In addition, short sales may cause the High Income Fund to be compelled, at a time disadvantageous to it, to buy the security previously sold short, thus resulting in a loss. To meet current margin requirements, the High Income Fund is required to deposit with the broker additional cash or securities so that the total deposit with the broker is maintained daily at 150% of the current market value of the securities sold short.
- **Unfavorable Tax Treatment Risk.** This is the risk that a material portion of the High Income Fund's return could be in the form of net investment income or short-term capital gains, some of which may be distributed to shareholders and taxed at ordinary income tax rates. Therefore, shareholders may have a greater need to pay regular taxes than compared to other investment strategies that hold investments longer. Due to this investment strategy, it may be preferable for certain shareholders to invest in the High Income Fund through pre-tax or tax-deferred accounts as compared to investment through currently taxable accounts. Potential shareholders are encouraged to consult their tax advisors in this regard.
- **Cybersecurity Risk.** With the increased use of technologies such as the Internet to conduct business, the High Income Fund is susceptible to operational, information security, and related risks. Cyber incidents affecting the High Income Fund or its service providers may cause disruptions and impact business operations, potentially resulting in financial losses, interference with the High Income Fund's ability to calculate its NAV, impediments to trading, the inability of shareholders to transact business, violations of applicable privacy and other laws, regulatory fines, penalties, reputational damage, reimbursement or other compensation costs, or additional compliance costs.
- **Operational Risk.** Operational risks include human error, changes in personnel, system changes, faults in communication, and failures in systems, technology, or processes. Various operational events or circumstances are outside the Advisor's or a sub-advisor's control, including instances at third parties. The High Income Fund, the Advisor and each sub-advisor seek to reduce these operational risks through controls and procedures. However, these measures do not address every possible risk and may be inadequate to address these risks.
- **Regulatory Risk.** Governments, agencies or other regulatory bodies may adopt or change laws or regulations that could adversely affect the issuer, or market value, of an instrument held by the High Income Fund or that could adversely impact the Fund's performance.
- **Securities Lending Risk:** The Fund may engage in securities lending. Securities lending involves possible delay in recovery of the securities or possible loss of rights in the collateral should the borrower fail financially. The Fund could also lose money if the value of the collateral decreases. As a result, the value of the Fund shares may fall.

iMGP High Income Fund — (Continued)

Performance

The following performance information provides some indication of the risks of investing in the High Income Fund. The bar chart shows changes in the performance of the High Income Fund's Institutional Class shares from year to year. The table below shows how the High Income Fund's average annual total returns of the Institutional Class for the 1- and 5-year and since inception periods compare to those of a broad-based market index and a secondary market index. Past performance, before and after taxes, does not necessarily indicate how the High Income Fund will perform in the future. Updated performance information is available on the High Income Fund's website at www.imgp.com.



During the period shown above, the highest and lowest quarterly returns earned by the High Income Fund were:

Highest:	10.14%	Quarter ended June 30, 2020
Lowest:	-13.79%	Quarter ended March 31, 2020

Average Annual Total Returns (for the periods ended December 31, 2024)

	One Year	Five Years	Since Fund Inception (9/28/2018)
High Income Fund			
Institutional Class			
Return Before Taxes	8.84%	5.06%	4.84%
Return After Taxes on Distributions	6.23%	2.85%	2.80%
Return After Taxes on Distributions and Sale of Fund Shares	5.20%	2.91%	2.83%
Bloomberg U.S. Aggregate Bond Index			
<i>(reflects no deduction for fees, expenses or taxes)</i>			
	1.25%	-0.33%	1.34%
ICE BofAML U.S. High Yield TR USD Index			
<i>(reflects no deduction for fees, expenses or taxes)</i>			
	8.20%	4.04%	4.67%

Management

INVESTMENT ADVISOR	PORTFOLIO MANAGER	MANAGED THE HIGH INCOME FUND SINCE:
iM Global Partner Fund Management, LLC	Jack Chee, CIO Asset Management US, Managing Director and Co-Portfolio Manager	2018
	Jason Steuerwalt, CFA, Director, Head of Alternatives US and Co-Portfolio Manager	2018
SUB-ADVISOR	PORTFOLIO MANAGER	
Brown Brothers Harriman & Co.	Andrew P. Hofer, Principal, Portfolio Manager and Head of Taxable Portfolio Management	2018
	Neil Hohmann, Partner, Head of Structured Products and Portfolio Manager	2018
	Paul Kunz, CFA, Principal, Head of Corporate Credit and Portfolio Manager	2018
Guggenheim Partners Investment Management, LLC	Anne Walsh, CFA, Chief Investment Officer, Managing Partner and Portfolio Manager	2018
	Steven Brown, CFA, Chief Investment Officer – Fixed Income, Senior Managing Director and Portfolio Manager	2018
	Adam Bloch, Managing Director and Portfolio Manager	2018
	Evan L. Serdensky, Managing Director and Portfolio Manager	2023
Neuberger Berman Investment Advisers LLC	Derek Devens, CFA, Managing Director and Senior Portfolio Manager	2018
	Rory Ewing, Managing Director and Senior Portfolio Manager	2021
	Eric Zhou, Senior Vice President and Portfolio Manager	2022

For important information about the purchase and sale of fund shares, tax information and financial intermediary compensation, please turn to the “Summary of Other Important Information Regarding the Funds” section on page 35 of this Prospectus.

iMGP Small Company Fund

Summary Section

Investment Objective

The iMGP Small Company Fund (the “Small Company Fund”) seeks long-term growth of capital; that is, the increase in the value of your investment over the long term.

Fees and Expenses of the Small Company Fund

This table describes the fees and expenses that you may pay if you buy, hold and sell shares of the Small Company Fund. You may pay other fees, such as brokerage commissions and other fees to financial intermediaries, which are not reflected in the table and example below.

Annual Operating Expenses (expenses that you pay each year as a percentage of the value of your investment)

	Institutional Class
Management Fees	0.80%
Other Expenses	0.48%
Interest and Dividend Expenses	0.02%
Total Other Expenses	0.50%
Total Annual Fund Operating Expenses	1.30%
Fee Waiver and/or Expense Reimbursement ⁽¹⁾	(0.13)%
Total Annual Fund Operating Expenses After Fee Waiver and/or Expense Reimbursement⁽¹⁾	1.17%

(1) iM Global Partner Fund Management, LLC, (formerly, Litman Gregory Fund Advisors, LLC) (“iM Global” or the “Advisor”), the advisor to the Small Company Fund, has contractually agreed to limit the Small Company Fund’s operating expenses (excluding any taxes, interest, brokerage commissions, borrowing costs, dividend expenses, acquired fund fees and expenses and extraordinary expenses) through April 30, 2026 to an annual rate of 1.15% for the Institutional Class (the “Operating Expense Limitation”). This agreement may be renewed for additional periods not exceeding one (1) year and may be terminated by the Board of Trustees (the “Board”) of Litman Gregory Funds Trust (the “Trust”) upon sixty (60) days’ written notice to iM Global. iM Global may also decline to renew this agreement by written notice to the Trust at least thirty (30) days before the renewal date. Pursuant to this agreement, iM Global may recoup reduced fees and expenses only within three (3) years from the end of the month in which the reimbursement took place, provided that the recoupment does not cause the Fund’s annual expense ratio to exceed the lesser of (i) the expense limitation applicable at the time of that fee waiver and/or expense reimbursement or (ii) the expense limitation in effect at the time of recoupment.

Example

This example is intended to help you compare the cost of investing in the Small Company Fund with the cost of investing in other mutual funds. The example assumes that you invest \$10,000 in the Small Company Fund for the time periods indicated and then redeem all of your shares at the end of those periods. The example also assumes that your investment has a 5% return each year and that the Small Company Fund’s operating expenses remain the same. The cost for the Small Company Fund reflects the net expenses of the Small Company Fund that result from the contractual expense limitation in the first year only. Although your actual costs may be higher or lower, based on these assumptions your costs would be:

	One Year	Three Years	Five Years	Ten Years
Institutional Class	\$120	\$398	\$701	\$1,564

Portfolio Turnover

The Small Company Fund pays transaction costs, such as commissions, when it buys and sells securities (or “turns over” its portfolio). A higher portfolio turnover rate may indicate higher transaction costs and may result in higher taxes when shares of the Small Company Fund are held in a taxable account as compared to shares in investment companies that hold investments for a longer period. These costs, which are not reflected in annual fund operating expenses or in the example, affect the Small Company Fund’s performance. During the most recent fiscal year, the Small Company Fund’s portfolio turnover rate was 148.82%.

Principal Strategies

The Small Company Fund invests in the securities of smaller companies that the sub-advisors to the Fund (each a “manager” or “sub-advisor”) believe have strong appreciation potential. The Advisor believes that giving highly disciplined managers latitude in the types of stocks they can own can confer an advantage over managers who are more tightly constrained to an arbitrary “style box.” This belief underlays the premise of the Small Company Fund to give its sub-advisors broad flexibility but limit the sub-advisors to their highest-conviction ideas. The Advisor is responsible for recommending which sub-advisors to hire or remove. Before hiring a sub-advisor, the Advisor performs extensive due diligence. This includes quantitative and qualitative analysis, including (but not limited to) an evaluation of the investment process, the consistency of its execution and discipline; individual holdings; strategies employed, past mistakes, risk controls, team depth and quality; operations and compliance; and business focus and vision. The Advisor’s evaluation process includes review of literature and documents, quantitative historical performance evaluation, extensive discussions with members of the investment team and firm management and background checks through industry contacts.

There is no minimum or maximum allocation of the Small Company Fund’s portfolio assets to each sub-advisor. The Advisor is responsible for establishing the target allocation of Small Company Fund assets to each manager based on the Advisor’s goal of maintaining a balance of investment styles (growth, value, and blend) and may adjust the target allocations at its discretion. A “growth investing” style involves identifying securities for the Fund that the sub-advisor expects to have above-average potential for growth in revenue and earnings. A “value investing” style involves identifying securities for the Fund that the sub-advisor believes are underpriced relative to comparable securities, determined by price/earnings ratios, cash flows or other measures. Market performance may result in allocation drift among the managers of the Small Company Fund. The Advisor is responsible for periodically rebalancing the portfolios, the timing and degree of which will be determined by the Advisor based on the amount of deviation from pre-established target allocation ranges and the Advisor’s assessment of market conditions and investment opportunities available to each sub-advisor. The Advisor monitors the individual portfolios managed by the

sub-advisors to ensure that the overall portfolio does not include any unintentional over-weights to sectors, industries or individual securities. Under normal conditions, each sub-advisor manages a portion of the Small Company Fund's assets by independently

managing a portfolio typically composed of between 15 and 30 stocks (resulting in total Small Company Fund holdings of 30 to 60 different stocks). The target allocations to each sub-adviser are indicated in the following table:

SUB-ADVISOR	TARGET ASSET ALLOCATION	INVESTMENT STYLE
Polen Capital Management, LLC	50%	Growth
Segall Bryant & Hamill, LLC	50%	Value

Under normal market conditions, the Small Company Fund invests at least 80% of its net assets, in securities of small-sized U.S. companies, as measured by market capitalization at the time of acquisition. The Small Company Fund may focus its investments in certain sectors – including, but not limited to, the industrial sector – from time to time as a result of the implementation of the Small Company Fund's investment strategy by the managers, but sector focus is not a principal strategy of the Small Company Fund. The extent of the Fund's focus on certain sectors will change over time and may shift to other sectors, based on the managers' ongoing evaluation of the Fund's holdings and of potential investments that meet the Fund's investment mandate.

The Advisor defines a "small company" as one whose market capitalization is within the range of the market capitalizations of companies in the Russell 2000 Index. As of December 31, 2024, the range of market capitalizations of companies in the Russell 2000 Index was from approximately \$150.4 million to \$7.1 billion.

A sub-advisor may invest up to 15% of the Small Company Fund's net assets in the securities of foreign companies, including those located in emerging markets. The Advisor defines an emerging market country as any country that is included in the MSCI Emerging Markets Index.

Generally, a security may be sold: (1) if the sub-advisor believes the security is overvalued; (2) if the sub-advisor's view of the business fundamentals or management of the underlying company changes; (3) if a more attractive investment opportunity is found; (4) if general market conditions trigger a change in the sub-advisor's assessment criteria; or (5) for other portfolio management reasons.

The Small Company Fund's sub-advisors may trade their portfolios frequently.

Principal Risks

As with all mutual funds, it is possible to lose money on an investment in the Small Company Fund. An investment in the Small Company Fund is not a deposit of any bank and is not guaranteed, endorsed or insured by any financial institution, government authority or the Federal Deposit Insurance Corporation (FDIC). The following risks could affect the value of your investment. Each risk summarized below is considered a "principal risk" of investing in the Small Company Fund, regardless of the order in which it appears. Some or all of these risks may adversely affect the Small Company Fund's net asset

value per share ("NAV"), total return and/or ability to meet its objective.

- **Smaller Companies Risk.** The Small Company Fund may invest a portion of its assets in the securities of small-and, at times, mid-sized companies. Securities of small-cap companies are generally more volatile and less liquid than the securities of large-cap companies. This is because small companies may be more reliant on a few products, services or key personnel, which can make it riskier than investing in larger companies with more diverse product lines and structured management.
- **Market Risk.** The value of the Small Company Fund's shares will fluctuate based on the performance of the Small Company Fund's investments and other factors affecting the securities markets generally. Certain investments selected for the Small Company Fund's portfolio may be worth less than the price originally paid for them, or less than they were worth at an earlier time. The value of the Small Company Fund's investments may go up or down, sometimes dramatically and unpredictably, based on current market conditions, such as real or perceived adverse political or economic conditions, inflation, changes in interest rates, lack of liquidity in the fixed income markets or adverse investor sentiment.
- **Geopolitical Events Risk.** The interconnectivity between global economies and financial markets increases the likelihood that events or conditions in one region or financial market may adversely impact issuers in a different country, region or financial market. Securities in the Small Company Fund's portfolio may underperform due to inflation (or expectations for inflation), interest rates, global demand for particular products or resources, trade disputes, supply chain disruptions, natural disasters, climate change and climate-related events, pandemics, epidemics, terrorism, international conflicts, cybersecurity events, regulatory events and governmental or quasi-governmental actions. The occurrence of global events similar to those in recent years may result in market volatility and may have long-term effects on both the U.S. and global financial markets.
- **Multi-Management Risk.** Because portions of the Small Company Fund's assets are managed by different portfolio managers using different styles, the Small Company Fund could experience overlapping security transactions that could lead to unintended concentration in certain securities. Certain portfolio managers may be purchasing securities at the same time other portfolio managers may be selling those same securities, which may lead to higher transaction expenses and tax inefficiencies compared to using a single investment manager.

iMGP Small Company Fund — (Continued)

- **Active Management Risk.** The Small Company Fund is actively managed and may not meet its investment objective based on the portfolio managers' success or failure to implement investment strategies for the Fund.
- **Growth Investing Risk.** Growth stocks, as a group, may be out of favor with the market and underperform value stocks or the overall equity market. Growth stocks are generally more sensitive to market movements than other types of stocks primarily because their prices are based heavily on the future expectations of the economy and the stock's issuing company.
- **Value Stock Risk.** Value stocks are stocks of companies that may have experienced adverse business or industry developments or may be subject to special risks that have caused the stocks to be out of favor and, in the opinion of the manager, undervalued. The value of a security believed by the manager to be undervalued may never reach what is believed to be its full (intrinsic) value, or such security's value may decrease.
- **Equity Securities Risk.** This is the risk that the value of equity securities may fluctuate, sometimes rapidly and unpredictably, due to factors affecting the general market, an entire industry or sector, or particular companies. These factors include, without limitation, adverse changes in economic conditions, the general outlook for corporate earnings, interest rates or investor sentiment; increases in production costs; and significant management decisions. This risk is greater for small- and medium-sized companies, which tend to be more vulnerable to adverse developments than larger companies.
- **Emerging Markets Risk.** This is the risk that the value of the Small Company Fund's emerging markets investments will decline due to the greater degree of economic, political and social instability of emerging or developing countries as compared to developed countries. Investments in emerging market countries are subject to substantial risks due to, among other factors, different accounting standards and thinner trading markets as compared to those in developed countries; less publicly available and reliable information about issuers as compared to developed markets; the possibility of currency transfer restrictions; and the risk of expropriation, nationalization or other adverse political, economic or social developments.
- **Foreign Investment Risk.** This is the risk that an investment in foreign (non-U.S.) securities may cause the Small Company Fund to experience more rapid and extreme changes in value than a fund that invests exclusively in securities of U.S. companies, due to, among other factors, less publicly available information, less stringent and less uniform accounting, auditing and financial reporting standards, less liquid and more volatile markets, higher transaction and custody costs, additional taxes, less investor protection, delayed or less frequent settlement, political or social instability, civil unrest, acts of terrorism, regional economic volatility, and the imposition of sanctions, confiscations, trade restrictions (including tariffs) and other government restrictions by the United States and/or other governments.
- **Sector Weightings Risk.** Although sector focus is not a principal strategy of the Small Company Fund, the Small Company Fund may from time to time emphasize investments in a particular sector as a result of the implementation of its principal investment strategies. To the extent that the Small Company Fund emphasizes investments in a particular sector, the Small Company Fund has the potential to be subject to a greater degree to the risks particular to that sector. Market conditions, interest rates, and economic, regulatory, or financial developments could significantly affect a single sector. By focusing its investments in a particular sector, the Small Company Fund may potentially face more risks than if it were diversified broadly over numerous sectors.
 - **Industrial Sector Risk.** The Small Company Fund may invest a significant portion of its assets in the industrial sector. Companies in the industrial sector could be affected by, among other things, government regulation, world events and global economic conditions, insurance costs, and labor relations issues.
- **Investment Selection Risk.** The specific investments held in the Small Company Fund's investment portfolio may underperform other funds in the same asset class or benchmarks that are representative of the general performance of the asset class because of a portfolio manager's choice of securities.
- **Portfolio Turnover Risk.** This is the risk that the Small Company Fund may experience high portfolio turnover rates as a result of its investment strategies. High portfolio turnover rates may indicate higher transaction costs and may result in higher taxes when shares of the Small Company Fund are held in a taxable account as compared to shares in investment companies that hold investments for a longer period.
- **Cybersecurity Risk.** With the increased use of technologies such as the Internet to conduct business, the Small Company Fund is susceptible to operational, information security, and related risks. Cyber incidents affecting the Small Company Fund or its service providers may cause disruptions and impact business operations, potentially resulting in financial losses, interference with the Small Company Fund's ability to calculate its NAV, impediments to trading, the inability of shareholders to transact business, violations of applicable privacy and other laws, regulatory fines, penalties, reputational damage, reimbursement or other compensation costs, or additional compliance costs.
- **Operational Risk.** Operational risks include human error, changes in personnel, system changes, faults in communication, and failures in systems, technology, or processes. Various operational events or circumstances are outside the Advisor's or sub-advisor's control, including instances at third parties. The Small Company Fund, the Advisor and the sub-advisor seek to reduce these operational risks through controls and procedures. However, these measures do not address every possible risk and may be inadequate to address these risks.
- **Regulatory Risk.** Governments, agencies or other regulatory bodies may adopt or change laws or regulations that could adversely affect the issuer, or market value, of an instrument held by the Small Company Fund or that could adversely impact the Fund's performance.

- **Securities Lending Risk:** The Fund may engage in securities lending. Securities lending involves possible delay in recovery of the securities or possible loss of rights in the collateral should the borrower fail financially. The Fund could also lose money if the value of the collateral decreases. As a result, the value of the Fund shares may fall.

Performance

The following performance information provides some indication of the risks of investing in the Small Company Fund. The bar chart shows changes in the performance of the Small Company Fund's Institutional Class shares from year to year. The table below shows how the Small Company Fund's average annual total returns of the Institutional Class for the 1-year and since inception periods compare to those of a broad-based market index, a secondary market index and an index of peer group mutual funds. Before April 29, 2024, the Fund was managed with the same investment objective but with a different investment strategy and may achieve different performance results under its current investment strategy from the performance shown for periods before that date. Past performance, before and after taxes, does not necessarily indicate how the Small Company Fund will perform in the future. Updated performance information is available on the Small Company Fund's website at www.imgpfunds.com.

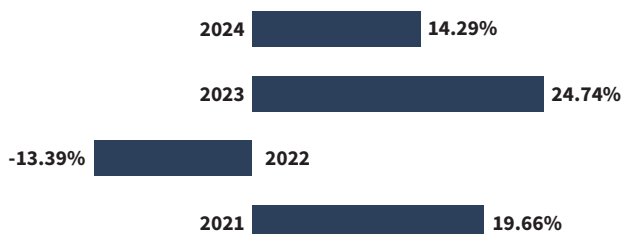
During the period shown above, the highest and lowest quarterly returns earned by the Small Company Fund were:

Highest:	17.55%	Quarter ended March 31, 2021
Lowest:	-15.88%	Quarter ended June 30, 2022

Average Annual Total Returns (for the periods ended December 31, 2024)

	One Year	Since Fund Inception (7/31/2020)
Small Company Fund Institutional Class		
Return Before Taxes	14.29%	15.32%
Return After Taxes on Distributions	10.23%	13.73%
Return After Taxes on Distributions and Sale of Fund Shares	11.22%	12.13%
Russell 2000 Index <i>(reflects no deduction for fees, expenses or taxes)</i>	11.54%	11.19%
Morningstar US Small Blend Category <i>(reflects no deduction for fees, expenses or taxes)</i>	10.90%	12.87%

Small Company Fund Institutional Class Calendar Year Total Returns as of December 31



Management

INVESTMENT ADVISOR	PORTFOLIO MANAGER	MANAGED THE SMALL COMPANY FUND SINCE:
iM Global Partner Fund Management, LLC	Jack Chee, CIO Asset Management US, Managing Director and Co-Portfolio Manager	2020
SUB-ADVISOR	PORTFOLIO MANAGER	
Polen Capital Management, LLC	Rayna Lesser Hannaway, CFA, Head of Team, Portfolio Manager and Analyst, Small Company Growth	2024
	Whitney Young Crawford, Portfolio Manager and Analyst	2024
Segall Bryant & Hamill, LLC	Mark T. Dickherber, CFA, CPA, Senior Portfolio Manager	2020
	Shaun P. Nicholson, Senior Portfolio Manager	2020

For important information about the purchase and sale of fund shares, tax information and financial intermediary compensation, please turn to the "Summary of Other Important Information Regarding the Funds" section on page 35 of this Prospectus.

imGP APA Enhanced Income Municipal Fund

Summary Section

Investment Objective

The imGP APA Enhanced Income Municipal Fund (the “APA Enhanced Income Municipal Fund”) seeks to provide investors with a high level of income exempt from federal income tax, with a secondary investment objective of capital appreciation.

Fees and Expenses of the APA Enhanced Income Municipal Fund

This table describes the fees and expenses that you may pay if you buy, hold and sell shares of the APA Enhanced Income Municipal Fund. You may pay other fees, such as brokerage commissions and other fees to financial intermediaries, which are not reflected in the table and example below.

Annual Operating Expenses (expenses that you pay each year as a percentage of the value of your investment)

Management Fees	0.45%
Other Expenses	0.53%
Total Annual Fund Operating Expenses ⁽¹⁾	0.98%
Fee Waiver and/or Expense Reimbursement	(0.39)%
Total Annual Fund Operating Expenses After Fee Waiver and/or Expense Reimbursement⁽¹⁾	0.59%

(1) im Global Partner Fund Management, LLC (“im Global” or the “Advisor”), the advisor to the APA Enhanced Income Municipal Fund, has contractually agreed to limit the Fund’s operating expenses (excluding any taxes, interest, brokerage commissions, borrowing costs, dividend expenses, acquired fund fees and expenses and extraordinary expenses) through April 30, 2026 to an annual rate of 0.59% for the Institutional Class (the “Operating Expense Limitation”). This agreement may be renewed for additional periods not exceeding one (1) year and may be terminated by the Board of Trustees (the “Board”) of Litman Gregory Funds Trust (the “Trust”) upon sixty (60) days’ written notice to im Global. im Global may also decline to renew this agreement by written notice to the Trust at least thirty (30) days before the renewal date. Pursuant to this agreement, im Global may recoup reduced fees and expenses only within three years from the end of the month in which the reimbursement took place, provided that the recoupment does not cause the APA Enhanced Income Municipal Fund’s annual expense ratio to exceed the lesser of (i) the expense limitation applicable at the time of that fee waiver and/or expense reimbursement or (ii) the expense limitation in effect at the time of recoupment.

Example

This example is intended to help you compare the cost of investing in the APA Enhanced Income Municipal Fund with the cost of investing in other mutual funds. The example assumes that you invest \$10,000 in the APA Enhanced Income Municipal Fund for the time periods indicated and then redeem all of your shares at the end of those periods. The example also assumes that your investment has a 5% return each year and that the APA Enhanced Income Municipal Fund’s operating expenses remain the same. The cost for the APA Enhanced Income Municipal Fund reflects the net expenses of the Fund that result from the contractual expense limitation in the first year only. Although your actual costs may be higher or lower, based on these assumptions your costs would be:

One Year	Three Years
\$60	\$260

Portfolio Turnover

The APA Enhanced Income Municipal Fund pays transaction costs, such as commissions, when it buys and sells securities (or “turns

over” its portfolio). A higher portfolio turnover rate may indicate higher transaction costs and may result in higher taxes when shares of the Fund are held in a taxable account as compared to shares in investment companies that hold investments for a longer period. These costs, which are not reflected in the annual fund operating expenses or in the example, will affect the APA Enhanced Income Municipal Fund’s performance. During the period from December 16, 2024 (commencement of operations) until December 31, 2024, the APA Enhanced Income Municipal Fund’s portfolio turnover rate was 0% of the average value of its portfolio.

Principal Strategies

Under normal market conditions, the APA Enhanced Income Municipal Fund invests at least 80% of its net assets (plus the amount of any borrowing for investment purposes) in U.S. dollar-denominated municipal bonds of intermediate maturities that are exempt from federal income tax. The dollar-weighted average portfolio duration of the APA Enhanced Income Municipal Fund, under normal circumstances, is expected to range from 4 to 8 years. Municipal bonds are debt obligations issued by a state, territory, or possession of the United States or a political subdivision, public instrumentality, agency or other governmental unit of such a state, territory, or possession (e.g., county, city, town, village, district or authority). The municipal bonds in which the APA Enhanced Income Municipal Fund invests may include municipal lease obligations, municipal general obligation bonds, municipal essential service revenue bonds, municipal cash equivalents, loans, mortgages, pre-refunded and escrowed-to-maturity municipal bonds and other debt instruments and pools of any of the foregoing. Some municipal bonds may be issued as variable or floating rate securities and may incorporate market-dependent liquidity features, meaning certain maturity-shortening devices designed to enable the issuer to refinance or redeem outstanding debt securities.

The APA Enhanced Income Municipal Fund may invest up to 10% of its total assets in unrated securities, and may invest up to 20% of its total assets in unrated securities and below investment grade securities (also known as “junk bonds” or “high yield securities”), but will generally invest less than 10% of its total assets in such securities. Below investment grade securities are rated below Baa3 by Moody’s Investors Service, Inc. (“Moody’s”) or below BBB- by S&P Global Ratings (“S&P”) or similarly rated by another nationally recognized statistical rating organization, or unrated but determined by the APA Enhanced Income Municipal Fund’s sub-advisor, Asset Preservation Advisors, LLC (“APA” or the “Sub-Advisor”), to be of comparable quality. In cases where the credit ratings agencies have assigned different credit ratings to the same security, the security will be considered to have the higher credit rating. The APA Enhanced Income Municipal Fund may continue to hold securities that are downgraded in credit rating subsequent to their purchase if the Sub-Advisor believes it would be advantageous to do so. Under normal circumstances, the Sub-Advisor will manage the APA Enhanced Income Municipal Fund’s duration to approximate the intermediate-term duration of the Fund’s benchmark index, the Bloomberg 1-15 Year Municipal

Index, an unmanaged, market-weighted index that includes investment-grade municipal bonds with maturities greater than one year but less than fifteen years. As of March 31, 2025, the average duration of the benchmark was 4.71 years. While the APA Enhanced Income Municipal Fund will target intermediate-term maturities and durations, the Fund may invest in bonds of any maturity or duration. The APA Enhanced Income Municipal Fund's average weighted portfolio maturity and duration will vary from time to time depending on the Sub-Advisor's views on the direction of interest rates. At times the Sub-Advisor may adjust portfolio duration to take a more defensive or opportunistic position as market and yield curve conditions change. Duration measures a bond or fund's sensitivity to interest rate or other changes (such as changes in a bond's yield) and is expressed as a number of years. The higher the number, the greater the risk. Under normal circumstances, for example, if a portfolio has a duration of five years, its value will change by 5% if yields change by 1%. Shorter duration bonds generally result in lower expected volatility.

The APA Enhanced Income Municipal Fund will sell a security in the event of deteriorating credit fundamentals, if the municipal market exhibits rich valuations, meaning that municipal securities are priced above expected levels without a logical explanation, or if the Sub-Advisor identifies an investment that it believes has better relative value.

Although the APA Enhanced Income Municipal Fund seeks to be diversified by geography and across sectors of the municipal bond market, the Fund may at times invest a significant portion of its assets in a particular state or region or in a particular sector due to market conditions. The Sub-Advisor may also allocate a significant portion of the APA Enhanced Income Municipal Fund to a specific segment of the municipal bond yield curve. A yield curve is a graphic representation of the actual or projected yields of debt obligations in relation to their maturities and durations. In particular, the APA Enhanced Income Municipal Fund often favors bonds with more than 5 years to maturity that may offer higher yields.

Principal Risks

As with all mutual funds, it is possible to lose money on an investment in the APA Enhanced Income Municipal Fund. An investment in the APA Enhanced Income Municipal Fund is not a deposit of any bank and is not guaranteed, endorsed or insured by any financial institution, government authority or the Federal Deposit Insurance Corporation (FDIC). The following risks could affect the value of your investment. Each risk summarized below is considered a "principal risk" of investing in the APA Enhanced Income Municipal Fund, regardless of the order in which it appears. Some or all of these risks may adversely affect the APA Enhanced Income Municipal Fund's net asset value per share ("NAV"), total return and/or ability to meet its objective.

- **Municipal Market Risk.** Factors unique to the municipal bond market may negatively affect the value of the APA Enhanced Income Municipal Fund's investment in municipal bonds. These factors include political or legislative changes, and uncertainties

related to the tax status of the securities and the rights of investors in the securities. The APA Enhanced Income Municipal Fund may invest in a group of municipal obligations that are related in such a way that an economic, business, or political development affecting one would also affect the others. Some municipal obligations carry additional risk, such as those that are tied only to a specific stream of revenues. In addition, the municipal bond market, or portions thereof, may experience substantial volatility or become distressed, particularly during recessions or similar periods of economic stress, and individual bonds may go into default, which would lead to heightened risks of investing in municipal bonds generally. Actual or perceived changes in the financial health of the municipal market as a whole or in part may affect the valuation of debt securities held by the APA Enhanced Income Municipal Fund.

- **Fixed Income Securities Risk.** Interest rates may go up resulting in a decrease in value of the securities held by the APA Enhanced Income Municipal Fund. Fixed income securities held by the APA Enhanced Income Municipal Fund are also subject to interest rate risk, credit risk, call risk and liquidity risk, which are more fully described below.

Credit Risk. Credit risk is the risk that an issuer will not make timely payments of principal and interest. A credit rating assigned to a particular debt security is essentially an opinion as to the credit quality of an issuer and may prove to be inaccurate. There is also the risk that a bond issuer may "call," or repay, its high yielding bonds before their maturity dates.

Interest Rate Risk. Interest rates may go up resulting in a decrease in the value of the securities held by the APA Enhanced Income Municipal Fund. Interest rates have been historically low, so the APA Enhanced Income Municipal Fund faces a heightened risk that interest rates may rise. Debt securities subject to prepayment can offer less potential for gains during a declining interest rate environment and similar or greater potential for loss in a rising interest rate environment. A fund with a longer average portfolio duration will be more sensitive to changes in interest rates than a fund with a shorter average portfolio duration.

Call Risk. During periods of declining interest rates, a bond issuer may "call" or repay its high yielding bonds before their maturity dates.

Liquidity Risk. Certain securities may be difficult or impossible to sell at the time and the price that the Sub-Advisor would like. Trading opportunities are more limited for fixed income securities that have not received any credit ratings, have received ratings below investment grade or are not widely held. The values of these securities may fluctuate more sharply than those of other securities, and the APA Enhanced Income Municipal Fund may experience some difficulty in closing out positions in these securities at prevailing market prices.

- **New Fund Risk.** The APA Enhanced Income Municipal Fund is newly formed and has limited operating history for investors to evaluate. Its performance may not represent how the APA Enhanced Income Municipal Fund is expected to or may perform in the long term. In addition, new funds may not attract sufficient assets to achieve investment and trading efficiencies.

iMGP APA Enhanced Income Municipal Fund — (Continued)

- **High-Yield Fixed Income Securities Risk.** The fixed income securities held by the APA Enhanced Income Municipal Fund that are rated below investment grade are subject to additional risk factors such as increased possibility of default, illiquidity of the security, and changes in value based on public perception of the issuer. Such securities are generally considered speculative because they present a greater risk of loss, including default, than higher quality debt securities.
- **Prepayment and Extension Risk.** In times of declining interest rates, the APA Enhanced Income Municipal Fund's higher yielding securities will be prepaid, and the APA Enhanced Income Municipal Fund will have to replace them with securities having a lower yield. Rising interest rates could extend the life of securities with lower payment rates. This is known as extension risk and may increase the APA Enhanced Income Municipal Fund's sensitivity to rising rates and its potential for price declines.
- **U.S. Government and U.S. Agency Obligations Risk.** Securities issued by U.S. Government agencies and instrumentalities have different levels of U.S. Government credit support. Some are backed by the full faith and credit of the U.S. Government, while others are supported by only the discretionary authority of the U.S. Government or only by the credit of the agency or instrumentality. No assurance can be given that the U.S. Government will provide financial support to U.S. Government-sponsored instrumentalities because they are not obligated to do so by law. Guarantees of timely prepayment of principal and interest do not assure that the market prices and yields of the securities are guaranteed nor do they guarantee the NAV or performance of the APA Enhanced Income Municipal Fund, which will vary with changes in interest rates, the Sub-Advisor's performance and other market conditions.
- **Market Risk.** The value of the APA Enhanced Income Municipal Fund's shares will fluctuate based on the performance of the Fund's investments and other factors affecting the securities markets generally. Certain investments selected for the APA Enhanced Income Municipal Fund's portfolio may be worth less than the price originally paid for them, or less than they were worth at an earlier time. The value of the Fund's investments may go up or down, sometimes dramatically and unpredictably, based on current market conditions, such as real or perceived adverse political or economic conditions, inflation, changes in interest rates, lack of liquidity in the fixed income markets or adverse investor sentiment.
- **Active Management Risk.** The APA Enhanced Income Municipal Fund is actively managed and may not meet its investment objective based on the portfolio managers' success or failure to implement investment strategies for the Fund.
- **Large Shareholder Risk.** Certain shareholders may from time to time own a substantial amount of the shares of the APA Enhanced Income Municipal Fund. In addition, a third-party investor, the advisor or an affiliate of the advisor, or another entity may invest in the APA Enhanced Income Municipal Fund and hold its investment for a limited period of time solely to facilitate commencement of the Fund or to facilitate the Fund's achieving a specified size or scale. There can be no assurance that any large shareholder would not redeem its investment, that the size of the APA Enhanced Income Municipal Fund would be maintained at such levels or that the Fund would continue to meet applicable listing requirements. Redemptions by large shareholders could have a significant negative impact on the Fund.
- **Cybersecurity Risk.** With the increased use of technologies such as the Internet to conduct business, the APA Enhanced Income Municipal Fund is susceptible to operational, information security, and related risks. Cyber incidents affecting the APA Enhanced Income Municipal Fund or its service providers may cause disruptions and impact business operations, potentially resulting in financial losses, interference with the Fund's ability to calculate its net asset value, impediments to trading, the inability of shareholders to transact business, violations of applicable privacy and other laws, regulatory fines, penalties, reputational damage, reimbursement or other compensation costs, or additional compliance costs.
- **Operational Risk.** Operational risks include human error, changes in personnel, system changes, faults in communication, and failures in systems, technology, or processes. Various operational events or circumstances are outside the Advisor's or the Sub-Advisor's control, including instances at third parties. The APA Enhanced Income Municipal Fund, the Advisor and the Sub-Advisor seek to reduce these operational risks through controls and procedures. However, these measures do not address every possible risk and may be inadequate to address these risks.
- **Regulatory Risk.** Governments, agencies or other regulatory bodies may adopt or change laws or regulations that could adversely affect the issuer, or market value, of an instrument held by the APA Enhanced Income Municipal Fund or that could adversely impact the Fund's performance.
- **Sector Weightings Risk.** Although sector focus is not a principal strategy of the APA Enhanced Income Municipal Fund, the Fund may from time to time emphasize investments in a particular sector as a result of the implementation of its principal investment strategies. To the extent that the APA Enhanced Income Municipal Fund emphasizes investments in a particular sector, the Fund has the potential to be subject to a greater degree to the risks particular to that sector. Market conditions, interest rates, and economic, regulatory, or financial developments could significantly affect a single sector. By focusing its investments in a particular sector, the Fund may potentially face more risks than if it were diversified broadly over numerous sectors.

Performance

Because the APA Enhanced Income Municipal Fund commenced operations on December 16, 2024, no performance information is presented at this time. Once the APA Enhanced Income Municipal Fund has a performance record of at least one calendar year, a bar chart and performance table will be included in this Prospectus. This information will provide some indication of the risks of investing in the APA Enhanced Income Municipal Fund by showing changes in the Fund's performance from year to year and by

showing how the Fund’s average annual returns for 1, 5, and 10 years compares with those of a broad measure of market performance. Updated performance information is available on the APA Enhanced Income Municipal Fund’s website at

www.imgpfunds.com. The Fund’s past performance (before and after taxes) is not necessarily an indication of how the Fund will perform in the future.

Management

SUB-ADVISOR	PORTFOLIO MANAGER	MANAGED THE FUND SINCE
Asset Preservation Advisors, LLC	Kevin Woods, Co-Chief Executive Officer and Chief Investment Officer	Since Inception (December 2024)
	Kyle Gerberding, Managing Director and Director of Trading	Since Inception (December 2024)
	Patricia Hodgman, President	Since Inception (December 2024)

For important information about the purchase and sale of Fund shares, tax information and financial intermediary compensation, please turn to the “Summary of Other Important Information Regarding the Funds” section on page 35 of this Prospectus.

iMGP Dolan McEniry Corporate Bond Fund

Summary Section

Investment Objective

The iMGP Dolan McEniry Corporate Bond Fund (the “Dolan McEniry Corporate Bond Fund”) seeks to provide investors with total return, with a secondary investment objective of preserving capital.

Fees and Expenses of the Dolan McEniry Corporate Bond Fund

This table describes the fees and expenses that you may pay if you buy, hold and sell shares of the Dolan McEniry Corporate Bond Fund. You may pay other fees, such as brokerage commissions and other fees to financial intermediaries, which are not reflected in the table and example below.

Annual Operating Expenses (expenses that you pay each year as a percentage of the value of your investment)

	Institutional Class
Management Fees	0.42%
Other Expenses	0.27%
Total Annual Fund Operating Expenses	0.69%
Less Fee Waiver and/or Expense Reimbursement ⁽¹⁾	(0.07)%
Total Annual Fund Operating Expenses After Fee Waiver and/or Expense Reimbursement⁽¹⁾	0.62%

(1) Pursuant to a contractual operating expense limitation between iM Global Partner Fund Management, LLC (formerly, Litman Gregory Fund Advisors, LLC) (“iM Global” or the “Advisor”), the advisor to the Dolan McEniry Corporate Bond Fund, and the Dolan McEniry Corporate Bond Fund, iM Global has agreed to waive its management fees and/or reimburse the Dolan McEniry Corporate Bond Fund to ensure that the Total Annual Fund Operating Expenses (excluding any front-end or contingent deferred loads, Rule 12b-1 plan fees, shareholder servicing plan fees, taxes, leverage (i.e., any expenses incurred in connection with borrowings made by the Fund), interest (including interest incurred in connection with bank and custody overdrafts), brokerage commissions and other transactional expenses incurred in connection with any merger or reorganization, dividends or interest on short positions, acquired fund fees and expenses or extraordinary expenses such as litigation (collectively, “Excludable Expenses”)) do not exceed 0.62% of the Dolan McEniry Corporate Bond Fund’s average daily net assets through April 30, 2026 for the Institutional Class shares. To the extent the Dolan McEniry Corporate Bond Fund incurs Excludable Expenses, Total Annual Fund Operating Expenses After Fee Waiver and/or Expense Reimbursement will exceed 0.62%. This agreement may be renewed for additional periods of one (1) year and may be terminated by the Board of Trustees (the “Board”) of Litman Gregory Funds Trust (the “Trust”) upon sixty (60) days’ written notice to iM Global. iM Global may also decline to renew this agreement by written notice to the Trust at least thirty (30) days before the renewal date. Pursuant to this agreement, iM Global may recoup reduced fees and expenses only within three years from the end of the month in which the reimbursement took place, provided that the recoupment does not cause the Fund’s annual expense ratio to exceed the lesser of: (1) the expense limitation in place at the time of the waiver and/or expense reimbursement; or (2) the expense limitation in place at the time of the recoupment.

Example

This example is intended to help you compare the cost of investing in the Dolan McEniry Corporate Bond Fund with the cost of investing in other mutual funds. The example assumes that you invest \$10,000 in the Dolan McEniry Corporate Bond Fund for the time periods indicated and then redeem all of your shares at the end of those periods. The example also assumes that your investment has a 5% return each year and that the Dolan McEniry Corporate Bond Fund’s operating expenses remain the same. The cost for the Dolan McEniry Corporate Bond Fund reflects the net expenses of the Fund that result from the contractual expense limitation in the first year only. Although your actual costs may be higher or lower, based on these assumptions your costs would be:

	One Year	Three Years	Five Years	Ten Years
Institutional Class	\$63	\$211	\$375	\$850

Portfolio Turnover

The Dolan McEniry Corporate Bond Fund pays transaction costs, such as commissions, when it buys and sells securities (or “turns over” its portfolio). A higher portfolio turnover rate may indicate higher transaction costs and may result in higher taxes when shares of the Dolan McEniry Corporate Bond Fund are held in a taxable account as compared to shares in investment companies that hold investments for a longer period. These costs, which are not reflected in annual fund operating expenses or in the example, affect the Dolan McEniry Corporate Bond Fund’s performance. During the fiscal year ended December 31, 2024, the Dolan McEniry Corporate Bond Fund’s portfolio turnover rate was 99.98% of the average value of its portfolio.

Principal Strategies

The Dolan McEniry Corporate Bond Fund invests in a diversified portfolio of corporate investment grade bonds, corporate high yield bonds, and U.S. Government and Treasury securities maturing within 10 years or less. The Advisor believes that giving a highly disciplined manager latitude in the types of bonds it can own can confer an advantage over managers who are more tightly constrained to an arbitrary “style box.” This belief underlays the premise of the Dolan McEniry Corporate Bond Fund to give its sub-advisor (the “sub-advisor” or “manager”) broad flexibility but limit the sub-advisor to its highest-conviction ideas. The Advisor is responsible for recommending which sub-advisors to hire or remove. Before hiring a sub-advisor, the Advisor performs extensive due diligence. This includes quantitative and qualitative analysis, including (but not limited to) an evaluation of the investment process, the consistency of its execution and discipline; individual holdings; strategies employed, past mistakes, risk controls, team depth and quality; operations and compliance; and business focus and vision. The Advisor’s evaluation process includes review of literature and documents, quantitative historical performance evaluation, extensive discussions with members of the investment team and firm management and background checks through industry contacts.

All securities will be U.S. dollar denominated, although they may be issued by a foreign corporation or a U.S. affiliate of a foreign corporation. Under normal market conditions, the Dolan McEniry Corporate Bond Fund will invest at least 80% of its net assets (plus the amount of any borrowing for investment purposes) in corporate bonds. In addition to investments in corporate bonds issued by U.S. issuers, the Dolan McEniry Corporate Bond Fund may invest in corporate bonds issued by foreign corporations. With respect to the Dolan McEniry Corporate Bond Fund’s net assets allocated to investments in corporate bonds, the Dolan McEniry Corporate Bond Fund invests approximately 75% in corporate bonds that are determined by the sub-advisor to be investment grade, and approximately 25% in high yield bonds (also known as “junk bonds”). The Dolan McEniry Corporate Bond Fund’s investments in investment grade corporate bonds will be

rated investment grade (BBB-by Standard & Poor's or equivalent) by at least one major credit rating agency identified as a nationally recognized statistical rating organization ("NRSRO"), or if unrated, determined to be of comparable quality by the sub-advisor. The Dolan McEniry Corporate Bond Fund may invest up to 20% of its net assets in U.S. Government and Treasury securities. The Dolan McEniry Corporate Bond Fund will not make any change in its investment policy of investing at least 80% of its net assets in corporate bonds without first providing shareholders with at least 60 days' prior written notice.

The sub-advisor anticipates that the Dolan McEniry Corporate Bond Fund's duration will reflect that of the Bloomberg U.S. Intermediate Credit Index, plus or minus 50%. For example, if the duration of the Bloomberg U.S. Intermediate Credit Index is 5 years, the Dolan McEniry Corporate Bond Fund's duration may be 2.5–7.5 years. As of March 31, 2025, the duration of the Bloomberg U.S. Intermediate Credit Index was 4.05 years. Duration measures a bond or fund's sensitivity to interest rate or other changes (such as changes in a bond's yield) and is expressed as a number of years. The higher the number, the greater the risk. Under normal circumstances, for example, if a portfolio has a duration of five years, its value will change by 5% if yields change by 1%. Shorter duration bonds generally result in lower expected volatility.

The Dolan McEniry Corporate Bond Fund's investment universe consists of corporate investment grade bonds, high yield bonds, and U.S. Government and Treasury securities maturing within 10 years or less. When making decisions to buy or sell an investment for the Dolan McEniry Corporate Bond Fund, the sub-advisor utilizes bottom-up investment analysis which focuses on credit analysis and selection of undervalued bonds. The sub-advisor analyzes companies' financial statements and creates financial models to assess trends in revenue, margins, earnings, cash earnings, investments in working capital and fixed assets, debt levels and cash balances, and other items, ranking each company by risk and return. The sub-advisor then applies qualitative diligence reviews of each company, taking into consideration pricing, liquidity, event risk and duration to select specific investments for the Dolan McEniry Corporate Bond Fund's portfolio. The sub-advisor's investment process is designed to identify undervalued corporate bonds – those that trade at wide spreads to U.S. Treasury securities yet are issued by companies that, in the sub-advisor's assessment, generate sufficient cash flow to meet their debt obligations. The sub-advisor ranks securities with equal weighting given to risk (cash flow coverage of debt obligations) and return (spread to U.S. Treasuries). The process identifies what the sub-advisor deems to be the most undervalued bonds. The sub-advisor will consider selling a security if the company's fundamentals deteriorate to an unacceptable degree according to the sub-advisor's free cash flow credit analysis; the security has appreciated in price to a level that makes it no longer attractive in the sub-advisor's ranking system; or if the sub-advisor identifies a more attractive investment opportunity. Concentration of investments in certain sectors – including, but not limited to, the consumer staples and industrial sectors – may occur from time to time as a result of the implementation of the Dolan McEniry Corporate Bond Fund's

investment strategy by the manager, but sector focus is not a principal strategy of the Dolan McEniry Corporate Bond Fund.

Principal Risks

As with all mutual funds, it is possible to lose money on an investment in the Dolan McEniry Corporate Bond Fund. An investment in the Dolan McEniry Corporate Bond Fund is not a deposit of any bank and is not guaranteed, endorsed or insured by any financial institution, government authority or the Federal Deposit Insurance Corporation (FDIC). The following risks could affect the value of your investment. Each risk summarized below is considered a "principal risk" of investing in the Dolan McEniry Corporate Bond Fund, regardless of the order in which it appears. Some or all of these risks may adversely affect the Dolan McEniry Corporate Bond Fund's net asset value per share ("NAV"), total return and/or ability to meet its objective.

- **Corporate Debt Obligations Risk.** Corporate debt obligations are subject to the risk of an issuer's inability to meet principal and interest payments on the obligations. Therefore, the Dolan McEniry Corporate Bond Fund may be indirectly exposed to such risks associated with corporate debt obligations.
- **Market Risk.** The value of the Dolan McEniry Corporate Bond Fund's shares will fluctuate based on the performance of the Dolan McEniry Corporate Bond Fund's investments and other factors affecting the securities markets generally. Certain investments selected for the Dolan McEniry Corporate Bond Fund's portfolio may be worth less than the price originally paid for them, or less than they were worth at an earlier time. The value of the Dolan McEniry Corporate Bond Fund's investments may go up or down, sometimes dramatically and unpredictably, based on current market conditions, such as real or perceived adverse political or economic conditions, inflation, changes in interest rates, lack of liquidity in the fixed income markets or adverse investor sentiment.
- **Geopolitical Events Risk.** The interconnectivity between global economies and financial markets increases the likelihood that events or conditions in one region or financial market may adversely impact issuers in a different country, region or financial market. Securities in the Dolan McEniry Corporate Bond Fund's portfolio may underperform due to inflation (or expectations for inflation), interest rates, global demand for particular products or resources, trade disputes, supply chain disruptions, natural disasters, climate change and climate-related events, pandemics, epidemics, terrorism, international conflicts, cybersecurity events, regulatory events and governmental or quasi-governmental actions. The occurrence of global events similar to those in recent years may result in market volatility and may have long-term effects on both the U.S. and global financial markets.
- **Fixed Income Securities Risk.** Interest rates may go up resulting in a decrease in value of the securities held by the Dolan McEniry Corporate Bond Fund. Fixed income securities held by the Dolan McEniry Corporate Bond Fund are also subject

iMGP Dolan McEniry Corporate Bond Fund — (Continued)

to interest rate risk, credit risk, call risk and liquidity risk, which are more fully described below.

- **Credit Risk.** Credit risk is the risk that an issuer will not make timely payments of principal and interest. A credit rating assigned to a particular debt security is essentially an opinion as to the credit quality of an issuer and may prove to be inaccurate. There is also the risk that a bond issuer may “call,” or repay, its high yielding bonds before their maturity dates.
 - **Interest Rate Risk.** Interest rates may go up resulting in a decrease in the value of the securities held by the Dolan McEniry Corporate Bond Fund. Interest rates have been historically low, so the Dolan McEniry Corporate Bond Fund faces a heightened risk that interest rates may rise. Debt securities subject to prepayment can offer less potential for gains during a declining interest rate environment and similar or greater potential for loss in a rising interest rate environment. A fund with a longer average portfolio duration will be more sensitive to changes in interest rates than a fund with a shorter average portfolio duration.
 - **Call Risk.** During periods of declining interest rates, a bond issuer may “call” or repay its high yielding bonds before their maturity dates.
 - **Liquidity Risk.** Certain securities may be difficult or impossible to sell at the time and the price that the Dolan McEniry Corporate Bond Fund would like. Trading opportunities are more limited for fixed income securities that have not received any credit ratings, have received ratings below investment grade or are not widely held. The values of these securities may fluctuate more sharply than those of other securities, and the Dolan McEniry Corporate Bond Fund may experience some difficulty in closing out positions in these securities at prevailing market prices.
 - **Prepayment and Extension Risk.** In times of declining interest rates, the Dolan McEniry Corporate Bond Fund’s higher yielding securities will be prepaid, and the Dolan McEniry Corporate Bond Fund will have to replace them with securities having a lower yield. Rising interest rates could extend the life of securities with lower payment rates. This is known as extension risk and may increase the Dolan McEniry Corporate Bond Fund’s sensitivity to rising rates and its potential for price declines.
 - **Below Investment-Grade Fixed Income Securities Risk.** This is the risk of investing in below investment-grade fixed income securities (also known as “junk bonds”), which may be greater than that of higher rated fixed income securities. These securities are rated Ba1 through C by Moody’s Investors Service (“Moody’s”) or BB+ through D by Standard & Poor’s Rating Group (“S&P”) (or comparably rated by another nationally recognized statistical rating organization), or, if not rated by Moody’s or S&P, are considered by the sub-advisors to be of similar quality. These securities have greater risk of default than higher rated securities. The market value of these securities is more sensitive to corporate developments and economic conditions and can be volatile. Market conditions can diminish liquidity and make accurate valuations difficult to obtain.
- The Dolan McEniry Corporate Bond Fund expects to invest approximately 25% of its total assets in below investment-grade fixed income securities.
- **Sector Weightings Risk.** Although sector focus is not a principal strategy of the Dolan McEniry Corporate Bond Fund, the Dolan McEniry Corporate Bond Fund may from time to time emphasize investments in a particular sector as a result of the implementation of its principal investment strategies. To the extent that the Dolan McEniry Corporate Bond Fund emphasizes investments in a particular sector, the Dolan McEniry Corporate Bond Fund has the potential to be subject to a greater degree to the risks particular to that sector. Market conditions, interest rates, and economic, regulatory, or financial developments could significantly affect a single sector. By focusing its investments in a particular sector, the Dolan McEniry Corporate Bond Fund may potentially face more risks than if it were diversified broadly over numerous sectors.
 - **Consumer Staples Sector Risk.** The Dolan McEniry Corporate Bond Fund may invest a significant portion of its assets in the consumer staples sector. The success of companies in this sector may be affected by, among other things, marketing campaigns, changes in consumer demands, government regulations and changes in commodity prices.
 - **Industrial Sector Risk.** The Dolan McEniry Corporate Bond Fund may invest a significant portion of its assets in the industrial sector. Companies in the industrial sector could be affected by, among other things, government regulation, world events and global economic conditions, insurance costs, and labor relations issues.
 - **U.S. Government and U.S. Agency Obligations Risk.** Securities issued by U.S. Government agencies and instrumentalities have different levels of U.S. Government credit support. Some are backed by the full faith and credit of the U.S. Government, while others are supported by only the discretionary authority of the U.S. Government or only by the credit of the agency or instrumentality. No assurance can be given that the U.S. Government will provide financial support to U.S. Government-sponsored instrumentalities because they are not obligated to do so by law. Guarantees of timely prepayment of principal and interest do not assure that the market prices and yields of the securities are guaranteed nor do they guarantee the NAV or performance of the Dolan McEniry Corporate Bond Fund, which will vary with changes in interest rates, the sub-advisor’s performance and other market conditions.
 - **Foreign Investment Risk.** This is the risk that an investment in foreign (non-U.S.) securities may cause the Dolan McEniry Corporate Bond Fund to experience more rapid and extreme changes in value than a fund that invests exclusively in securities of U.S. companies, due to, among other factors, less publicly available information, less stringent and less uniform accounting, auditing and financial reporting standards, less liquid and more volatile markets, higher transaction and custody costs, additional taxes, less investor protection, delayed or less frequent settlement, political or social instability, civil unrest, acts of terrorism, regional economic volatility, and the imposition of sanctions, confiscations, trade

restrictions (including tariffs) and other government restrictions by the United States and/or other governments.

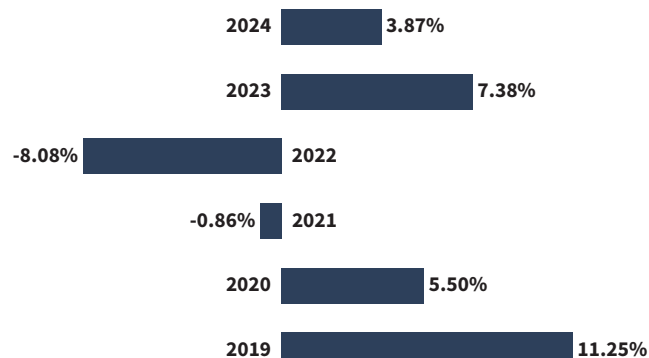
- **Currency Risk.** This is the risk that foreign currencies will decline in value relative to the U.S. dollar and affect the Dolan McEniry Corporate Bond Fund's investments in foreign (non-U.S.) currencies or in securities that trade in, and receive revenues in, or in derivatives that provide exposure to, foreign (non-U.S.) currencies.
- **Investment Selection Risk.** The specific investments held in the Dolan McEniry Corporate Bond Fund's investment portfolio may underperform other funds in the same asset class or benchmarks that are representative of the general performance of the asset class because of a portfolio manager's choice of securities.
- **Active Management Risk.** The Dolan McEniry Corporate Bond Fund is actively managed and may not meet its investment objective based on the portfolio managers' success or failure to implement investment strategies for the Fund.
- **Cybersecurity Risk.** With the increased use of technologies such as the Internet to conduct business, the Dolan McEniry Corporate Bond Fund is susceptible to operational, information security, and related risks. Cyber incidents affecting the Dolan McEniry Corporate Bond Fund or its service providers may cause disruptions and impact business operations, potentially resulting in financial losses, interference with the Dolan McEniry Corporate Bond Fund's ability to calculate its NAV, impediments to trading, the inability of shareholders to transact business, violations of applicable privacy and other laws, regulatory fines, penalties, reputational damage, reimbursement or other compensation costs, or additional compliance costs.
- **Operational Risk.** Operational risks include human error, changes in personnel, system changes, faults in communication, and failures in systems, technology, or processes. Various operational events or circumstances are outside the Advisor's or sub-advisor's control, including instances at third parties. The Dolan McEniry Corporate Bond Fund, the Advisor and the sub-advisor seek to reduce these operational risks through controls and procedures. However, these measures do not address every possible risk and may be inadequate to address these risks.
- **Regulatory Risk.** Governments, agencies or other regulatory bodies may adopt or change laws or regulations that could adversely affect the issuer, or market value, of an instrument held by the Dolan McEniry Corporate Bond Fund or that could adversely impact the Fund's performance.
- **Securities Lending Risk:** The Fund may engage in securities lending. Securities lending involves possible delay in recovery of the securities or possible loss of rights in the collateral should the borrower fail financially. The Fund could also lose money if the value of the collateral decreases. As a result, the value of the Fund shares may fall.

Performance

Simultaneous with the Dolan McEniry Corporate Bond Fund's commencement of operation on September 20, 2021, the Dolan McEniry Corporate Bond Fund acquired the assets and assumed the liabilities of the iM Dolan McEniry Corporate Bond Fund, a series of Manager Directed Portfolios (the "Predecessor Fund"), in a reorganization (the "Reorganization"). The Dolan McEniry Corporate Bond Fund assumed the performance and accounting history of the Predecessor Fund on the date of the Reorganization. Performance prior to September 20, 2021 is that of the Predecessor Fund.

The following performance information provides some indication of the risks of investing in the Dolan McEniry Corporate Bond Fund. The bar chart shows changes in the performance of the Dolan McEniry Corporate Bond Fund's Institutional Class shares from year to year. The table below shows how the Dolan McEniry Corporate Bond Fund's average annual total returns of the Institutional Class for the 1-year, 5-year and since inception periods compare to those of a broad-based market index and a secondary market index. Past performance, before and after taxes, does not necessarily indicate how the Dolan McEniry Corporate Bond Fund will perform in the future. Updated performance information is available on the Dolan McEniry Corporate Bond Fund's website at www.imgpfunds.com.

Dolan McEniry Corporate Bond Fund Institutional Class Calendar Year Total Returns as of December 31



During the period shown above, the highest and lowest quarterly returns earned by the Dolan McEniry Corporate Bond Fund were:

Highest:	7.70%	Quarter ended June 30, 2020
Lowest:	-5.56%	Quarter ended March 31, 2020

iMGP Dolan McEniry Corporate Bond Fund — (Continued)

Average Annual Total Returns (for the periods ended December 31, 2024)

	One Year	Five Years	Since Fund Inception (9/28/2018)
Dolan McEniry Corporate Bond Fund Institutional Class*			
Return Before Taxes	3.87%	1.41%	2.73%
Return After Taxes on Distributions	2.06%	0.20%	1.49%
Return After Taxes on Distributions and Sale of Fund Shares	2.27%	0.56%	1.57%
Bloomberg U.S. Aggregate Bond Index <i>(reflects no deduction for fees, expenses or taxes)</i>			
	1.25%	(0.33)%	1.34%
Bloomberg U.S. Intermediate Credit Index <i>(reflects no deduction for fees, expenses or taxes)</i>			
	4.01%	1.39%	2.71%

* Returns of the Institutional Class are those of the Institutional Class of the Predecessor Fund, for periods prior to September 20, 2021.

The Dolan McEniry Corporate Bond Fund's after-tax returns as shown in the above table are calculated using the historical highest applicable individual federal marginal income tax rates for the period and do not reflect the impact of state and local taxes. Your actual after-tax returns depend on your tax situation and may differ from those shown. If you own shares of the Dolan McEniry Corporate Bond Fund in a tax-deferred account, such as a 401(k) plan or an individual retirement account, after-tax returns shown are not relevant to your investment. The after-tax returns on distributions and sale of Fund shares may be higher than returns before taxes due to the effect of a tax benefit an investor may receive from the realization of capital losses that would have been incurred on the sale of Fund shares.

Management

SUB-ADVISOR	PORTFOLIO MANAGER	MANAGED THE FUND SINCE:
Dolan McEniry Capital Management, LLC	Daniel D. Dolan, Jr., Managing Member, Portfolio Management and Security Selection	2018
	Roger S. McEniry, Managing Member, Portfolio Management and Security Selection	2018
	C. Schaffer Degen, CFA, Managing Director, Portfolio Management and Trading	2018
	Robert W. Greber, III, CFA, Managing Director, Portfolio Management and Trading	2018
	Riley Liegel, Portfolio Manager	2024

For important information about the purchase and sale of Fund shares, tax information and financial intermediary compensation, please turn to the "Summary of Other Important Information Regarding the Fund" section on page 35 of this Prospectus

Summary of Other Important Information Regarding the Funds

Transaction Policies – All Funds

You may purchase, redeem or exchange Fund shares on any business day by written request via mail (Litman Gregory Funds Trust, c/o SS&C Global Investor & Distribution Solutions, Inc., P.O. Box 219922, Kansas City, MO 64121-9922), by wire transfer, by telephone at 1-800-960-0188, or through a financial intermediary. The minimum initial and subsequent investment amounts for each Fund are shown below.

Fund/Type of Account	Minimum Initial Investment ⁽¹⁾	Minimum Additional Investment	Minimum Account Balance
Global Select Fund, International Fund, High Income Fund, Small Company Fund, and Enhanced Income Municipal Fund			
Regular			
- Institutional Class	\$10,000	\$250	\$2,500
Retirement Account			
- Institutional Class	\$ 1,000	\$100	\$ 250
Automatic Investment Account			
- Institutional Class	\$ 2,500	\$250	\$2,500

Dolan McEniry Corporate Bond Fund

Regular			
- Institutional Class	\$10,000	\$250	\$2,500
Retirement Account			
- Institutional Class	\$ 5,000	\$100	\$ 250
Automatic Investment Account			
- Institutional Class	\$ 2,500	\$250	\$2,500

- (1) The minimum investment amounts may be waived or lowered for investments effected through banks and other institutions that have entered into arrangements with a Fund or the distributor of the Fund and for investments effected on a group basis by certain other entities and their employees, such as investments pursuant to a payroll deduction plan and asset-based or wrap programs. Please consult your financial intermediary for information about minimum investment requirements. Each Fund reserves the right to change or waive the minimum initial and subsequent investment requirements at any time. Each Fund reserves the right to close purchases to new investors at any time.

Tax Information – All Funds

Depending on the character of income distributed, the Funds' distributions will be taxed as ordinary income or capital gains, unless you are investing through a tax-deferred arrangement, such as a 401(k) plan or an individual retirement account. Such tax-deferred arrangements may be taxed later upon withdrawal from those accounts.

Payments to Broker-Dealers and Other Financial Intermediaries – All Funds

If you purchase shares of a Fund through a broker-dealer or other financial intermediary (such as a bank), the Fund and/or iM Global may pay the intermediary for the sale of Fund shares and related services. These payments may create a conflict of interest by influencing the broker-dealer or other intermediary and your salesperson to recommend the Fund over another investment. Ask your salesperson or visit your financial intermediary's website for more information.

Investment Objectives and Principal Investment Strategies

Global Select Fund

The Global Select Fund's investment objective is to seek the long-term growth of capital; that is, the increase in the value of your investment over the long term. This investment objective is fundamental, which means that it may be changed only if approved by the favorable vote of the holders of a majority of the Global Select Fund's outstanding voting securities (as defined in the 1940 Act).

Under normal market conditions, the Global Select Fund invests at least 80% of its net assets, plus the amount of any borrowings for investment purposes, in equity securities. This investment policy may be changed by the Board without shareholder approval, but shareholders would be given at least 60 days' notice if any change occurs. Typically, the Global Select Fund invests between 25%-75% in equity securities of U.S. companies and between 25-75% of its net assets in equity securities of non-U.S. companies.

The specific allocation to U.S. and non-U.S. securities will vary from time to time based on the sub-advisors' assessment of domestic and international market conditions. An issuer is considered to be "located" in a particular country on the basis of its domicile, its principal place of business or headquarters, its primary stock exchange listing, and/or the primary source of its revenues (i.e., at least 50% of its revenues are generated in that country). There is no minimum portion of the Global Select Fund's assets required to be invested in any single country, but the Global Select Fund will invest more than 25% of its assets, and typically a much higher percentage, in non-U.S. countries. The Global Select Fund may invest in emerging markets. iM Global defines an emerging market country as any country that is included in the MSCI Emerging Markets Index. Each sub-advisor may, at its discretion, invest in foreign currencies or use currency futures or forwards to hedge the currency risk of holding non-U.S. Dollar denominated securities.

Securities in which the Global Select Fund may invest include predominantly equity securities (common stocks). The Global Select Fund may focus its investments in certain sectors – including, but not limited to, the finance and healthcare sectors – from time to time as a result of the implementation of the Global Select Fund's investment strategy by the sub-advisors, but sector focus is not a principal strategy of the Global Select Fund. Investment in a sector typically includes investment in multiple industries within a sector. The Global Select Fund invests in securities of all sizes, but typically focuses on the securities of large- and mid-sized companies, as measured by market capitalization at the time of acquisition.

Under normal conditions, each portfolio segment typically includes a minimum of 10 and a maximum of 35 securities. A portfolio segment may occasionally hold more than 35 securities. Though the total number of securities the Global Select Fund may hold at any point in time will vary, it is generally expected that the Global Select Fund will hold between 20 and 70 securities. The target allocation of assets to the portfolio segments was designed with the specific objective of maintaining significant exposure to stocks of large companies with a greater emphasis on U.S. domiciled companies.

The Global Select Fund's two sub-advisors emphasize different stock-picking styles and invest primarily in large-cap stocks. iM Global believes that during any given year certain stock-picking styles will generate higher returns than comparable market indexes, while others will lag. By including a variety of stock-picking styles in this single mutual fund, iM Global believes that the variability and volatility of returns can be lessened. The two sub-advised portfolios can generally be described as: (1) global large cap growth and (2) global large cap value, with target allocations to each portfolio as indicated in the following table:

SUB- ADVISOR	TARGET ASSET ALLOCATION	MARKET CAPITALIZATION OF COMPANIES IN PORTFOLIO	STOCK-PICKING STYLE
Polen Capital Management, LLC ("Polen Capital")	50%	Large-sized companies	Growth
Scharf Investments, LLC ("Scharf")	50%	All sizes, but mostly large-sized companies	Value

The Global Select Fund's large cap growth strategy managed by Polen Capital focuses on investments in large capitalization companies (market capitalizations greater than \$10 billion at the time of purchase) that are located anywhere in the world, including companies in both developed and emerging markets, and, in Polen Capital's opinion, have a sustainable competitive advantage. Polen Capital uses an intensive fundamental research process to identify companies that it believes have certain attractive characteristics, which typically reflect an underlying competitive advantage, focusing on five principal "guardrails", including (i) return on equity, (ii) strong earnings growth and free cash flow generation, (iii) strong balance sheets, (iv) stable or

growing profit margins, and (v) organic revenue growth, to narrow down the broad universe to the types of businesses in which the Global Select Fund will invest. The Global Select Fund's large cap growth strategy invests in high-quality large capitalization growth companies that Polen Capital believes have a competitive advantage within an industry and can deliver sustainable, above-average earnings growth.

The Global Select Fund's global large cap value strategy managed by Scharf invests in equity securities of companies of all size market capitalizations, with a focus on large capitalization companies. Scharf utilizes five key elements in its equity investment philosophy: (i) low valuation, (ii) discount to fair value,

(iii) investment flexibility, (iv) focus and (v) long-term perspective. Through a proprietary screening process, Scharf seeks to identify investments with low valuations combined with growing earnings, cash flow and/or book value, which Scharf describes as “growth stocks at value prices.” Scharf targets companies it can purchase at a 30% discount due to temporary market mispricing and considers certain factors, including, among others, a company’s market conditions and earnings stream, to determine whether a low valuation is temporary and therefore a candidate for investment, or structural and reflecting a larger underlying issue that would make an investment unattractive.

Each sub-advisor applies its investment process when determining when a security may be sold. Generally, a security may be sold: (1) if the sub-advisor believes the security’s market price exceeds its estimate of intrinsic value; (2) if the sub-advisor’s view of the business fundamentals (profitability, balance sheet stability, product acceptance, competitive advantages) or management of the underlying company changes; (3) if a more attractive investment in terms of long-term growth potential is found; (4) if general market conditions that may include changes in employment rates, interest rate fluctuations, changes in fiscal policies, changes in regulations and other factors trigger a change in the manager’s assessment criteria; or (5) for other portfolio management reasons.

International Fund

The International Fund’s investment objective is to seek long-term growth of capital; that is, the increase in the value of your investment over the long term.

The International Fund invests in the securities of companies that the sub-advisors to the International Fund (each, a “manager” or “sub-advisor”) believe have strong appreciation potential. The International Fund’s three sub-advisors pursue the International Fund’s objective primarily through investments in common stocks of issuers located outside of the United States. Under normal market conditions, the International Fund will invest at least 80% of its net assets, plus the amount of any borrowings for investment purposes, in the securities of companies organized or located outside of the United States, including large-, mid-, and small-cap companies and companies located in emerging markets. This investment policy may be changed by the Board without shareholder approval, but shareholders would be given at least 60 days’ notice if any change occurs.

iM Global’s strategy is to allocate the portfolio’s assets among the managers who, based on iM Global’s research, are judged to be among the best relative to their respective peer groups. There is no minimum or maximum allocation of the International Fund’s portfolio assets to each sub-advisor. With respect to managers for the International Fund, iM Global has focused exclusively on stock pickers who emphasize bottom-up stock-picking rather than macro-driven, top-down country picking.

iM Global believes that bottom-up stock pickers have an advantage in foreign markets because:

- It is iM Global’s opinion that the dynamics that influence individual countries’ markets, including currencies, inflation, economic growth, political factors, regulation and the like, are much more difficult to assess than the prospects and valuation characteristics of individual companies.
- iM Global believes that some individual stocks in foreign markets are less closely analyzed (the markets are less “efficient”) than those in the United States. iM Global believes that this will result in greater opportunities for skilled stock pickers to add value through pure stock selection.
- Based on iM Global’s observations, bottom-up stock pickers in foreign markets, on average, seem to perform better than top-down-oriented managers.

Though bottom-up stock picking is emphasized, each manager also monitors specific macro-factors that it believes are relevant in specific countries.

The sub-advisors manage their individual portfolio segments by building a focused portfolio representing their highest-confidence stocks. Under normal conditions the total number of securities the International Fund may hold at any point in time will vary. It is generally expected that the International Fund will hold between 40 and 80 securities.

Each manager may invest in securities traded in both developed and emerging markets. iM Global defines an emerging market country as any country that is included in the MSCI Emerging Markets Index. Though there is no limit on emerging market exposure, it is not expected to be a primary focus, and the majority of the International Fund’s assets is expected to be invested in stocks of companies listed and domiciled in foreign developed countries. There are no limits on the International Fund’s geographic asset distribution but, to provide adequate diversification, the International Fund ordinarily invests in the securities markets of at least five countries outside of the United States. In most periods it is expected that the International Fund will hold securities in more than five countries. Although the International Fund intends to invest substantially all of its assets in issuers located outside of the United States, it may invest in U.S. issues on a limited basis, and at times of abnormal market conditions it may invest all of its assets in fewer than five countries.

The International Fund may focus its investments in certain sectors – including, but not limited to, the technology and financial sectors – from time to time as a result of the implementation of the International Fund’s investment strategy by the sub-advisors.

By executing its investment strategy, the International Fund seeks to:

- combine the efforts of several experienced, high quality international managers;

Investment Objectives and Principal Investment Strategies — (Continued)

- access the highest conviction stock-picking ideas of each manager at any point in time;
- deliver a portfolio that is prudently diversified in terms of stocks (typically 40 to 80) and industries while still allowing each manager to run portfolio segments focused on only its highest-conviction stocks; and
- further diversify across different sized companies, countries, and stock-picking styles by including managers with a variety of stock-picking disciplines.

Generally, a security may be sold: (1) if the manager believes the security's market price exceeds the manager's estimate of intrinsic value; (2) if the manager's view of the business fundamentals or management of the underlying company changes; (3) if a more attractive investment opportunity is found; (4) if general market conditions trigger a change in the manager's assessment criteria; or (5) for other portfolio management reasons. The International Fund's managers may trade its portfolio frequently.

The International Fund's managers emphasize different stock-picking styles and invest in stocks spanning a range of market capitalization. iM Global believes that during any given year certain stock-picking styles will generate higher returns than comparable market indexes, while others will lag. By including a variety of stock-picking styles in this single mutual fund, iM Global believes that the variability and volatility of returns can be lessened. Although each manager has the flexibility to invest on a worldwide basis in non-U.S. companies with market capitalization of any size, it is expected that the International Fund will have significant exposure to large- and mid-sized foreign companies under normal market conditions. The target allocations to each sub-adviser are as indicated in the following table:

SUB- ADVISOR	TARGET ASSET ALLOCATION	MARKET CAPITALIZATION OF COMPANIES IN PORTFOLIO
Harris Associates L.P. ("Harris")	15%	All size
Lazard Asset Management ("Lazard")	30%	All sizes
Zadig Asset Management S.A. ("Zadig")	30%	All sizes, but mostly large-sized companies
Polen Capital Management, LLC ("Polen Capital")	25%	All sizes, but mostly large- and mid-sized companies

APA Enhanced Income Municipal Fund

The APA Enhanced Income Municipal Fund's investment objective is to seek to provide investors with a high level of income exempt from federal income tax, with a secondary investment objective of capital appreciation. The APA Enhanced Income Municipal Fund's investment objective is a fundamental investment policy and therefore may not be changed without the vote of a majority of the outstanding voting securities of the Fund. Under the Investment Company Act of 1940, as amended (the "1940 Act"), "a majority of the outstanding voting securities" of the APA Enhanced Income Municipal Fund means the lesser of (a) 67% or more of the voting securities present at a meeting of shareholders, if the holders of more than 50% of the outstanding voting securities of the Fund are present or represented by proxy, or (b) more than 50% of the outstanding voting securities of the Fund.

Under normal market conditions, the APA Enhanced Income Municipal Fund invests at least 80% of its net assets (plus the amount of any borrowing for investment purposes) in U.S. dollar-

denominated municipal bonds of intermediate maturities that are exempt from federal income tax. The dollar-weighted average portfolio duration of the APA Enhanced Income Municipal Fund, under normal circumstances, is expected to range from 4 to 8 years. Municipal bonds are debt obligations issued by a state, territory, or possession of the United States or a political subdivision, public instrumentality, agency or other governmental unit of such a state, territory, or possession (e.g., county, city, town, village, district or authority). The municipal bonds in which the APA Enhanced Income Municipal Fund invests may include municipal lease obligations, municipal general obligation bonds, municipal essential service revenue bonds, municipal cash equivalents, loans, mortgages, pre-refunded and escrowed-to-maturity municipal bonds and other debt instruments and pools of any of the foregoing. Some municipal bonds may be issued as variable or floating rate securities and may incorporate market-dependent liquidity features, meaning certain maturity-shortening devices designed to enable the issuer to refinance or redeem outstanding debt securities.

The APA Enhanced Income Municipal Fund may invest pre-refunded municipal bonds. Pre-refunded municipal bonds are tax-exempt bonds that have been refunded to a call date prior to the final maturity of principal, or, in the case of pre-refunded municipal bonds commonly referred to as “escrowed-to-maturity bonds,” to the final maturity of principal, and remain outstanding in the municipal market. The payment of principal and interest of the pre-refunded municipal bonds held by the APA Enhanced Income Municipal Fund is funded from securities in a designated escrow account that holds U.S. Treasury securities or other obligations of the U.S. Government (including its agencies and instrumentalities (“Agency securities”)). While still tax-exempt, pre-refunded municipal bonds usually will bear an Aaa or equivalent rating (if a re-rating has been requested and paid for) because they are backed by U.S. Treasury and Agency securities. Because the payment of principal and interest is generated from securities held in an escrow account established by the municipality and an independent escrow agent, the pledge of the municipality has been fulfilled and the original pledge of revenue by the municipality is no longer in place. The escrow account securities pledged to pay the principal and interest of the pre-refunded municipal bond do not guarantee the price movement of the bond before maturity. Issuers of municipal bonds refund in advance of maturity the outstanding higher cost debt and issue new, lower cost debt, placing the proceeds of the lower cost issuance into an escrow account to pre-refund the older, higher cost debt. Investments in pre-refunded municipal bonds held by the APA Enhanced Income Municipal Fund may subject the Fund to interest rate risk and market risk. In addition, while a secondary market exists for pre-refunded municipal bonds, if the APA Enhanced Income Municipal Fund sells pre-refunded municipal bonds prior to maturity, the price received may be more or less than the original cost, depending on market conditions at the time of sale. To the extent permitted by the Securities and Exchange Commission and the Internal Revenue Service, the APA Enhanced Income Municipal Fund’s investment in pre-refunded municipal bonds backed by U.S. Treasury and Agency securities in the manner described above, will, for purposes of diversification tests applicable to the Fund, be considered an investment in the respective U.S. Treasury and Agency securities.

The APA Enhanced Income Municipal Fund may invest up to 10% of its total assets in unrated securities, and may invest up to 20% of its total assets in unrated securities and below investment grade securities (also known as “junk bonds” or “high yield securities”), but will generally invest less than 10% of its total assets in such securities. Below investment grade securities are rated below Baa3 by Moody’s Investors Service, Inc. (“Moody’s”) or below BBB- by S&P Global Ratings (“S&P”) or similarly rated by another nationally recognized statistical rating organization, or unrated but determined by the APA Enhanced Income Municipal Fund’s sub-advisor, Asset Preservation Advisors, LLC (“APA” or the “Sub-Advisor”), to be of comparable quality. In cases where the credit ratings agencies have assigned different credit ratings to the same security, the security will be considered to have the higher credit rating. The APA Enhanced Income Municipal Fund may continue to hold securities that are downgraded in credit rating subsequent to their purchase if the Sub-Advisor believes it would be advantageous to do so.

Under normal circumstances, the Sub-Advisor will manage the APA Enhanced Municipal Fund’s duration to approximate the intermediate-term duration of the Fund’s benchmark index, the Bloomberg 1-15 Year Municipal Index, an unmanaged, market-weighted index that includes investment-grade municipal bonds with maturities greater than one year but less than fifteen years. As of March 31, 2025, the average duration of the benchmark was 4.71 years. While the APA Enhanced Income Municipal Fund will target intermediate-term maturities and durations, the Fund may invest in bonds of any maturity or duration. The APA Enhanced Income Municipal Fund’s average weighted portfolio maturity and duration will vary from time to time depending on the Sub-Advisor’s views on the direction of interest rates. At times the Sub-Advisor may adjust portfolio duration to take a more defensive or opportunistic position as market and yield curve conditions change. Duration measures a bond or fund’s sensitivity to interest rate or other changes (such as changes in a bond’s yield) and is expressed as a number of years. The higher the number, the greater the risk. Under normal circumstances, for example, if a portfolio has a duration of five years, its value will change by 5% if yields change by 1%. Shorter duration bonds generally result in lower expected volatility.

The Sub-Advisor believes that there are opportunities for pricing inefficiencies that exist in the municipal bond market. The APA Enhanced Income Municipal Fund’s investment strategy is designed to capitalize on these market inefficiencies through bottom-up, internally generated credit research and active portfolio management. This research-driven process is based on the Sub-Advisor’s assessment of creditworthiness and geographic diversification of issuers and market availability of municipal bonds. The Sub-Advisor’s emphasis is on finding durable investment-grade securities and/or those that the portfolio credit team deems to be investment grade, those typically characterized as resilient issuers that have demonstrated the ability to weather downturns in credit conditions. In keeping with the firm’s capital preservation mindset, APA’s credit analysts attempt to mitigate these risks by placing a strong emphasis on forward-looking credit fundamentals.

The APA Enhanced Income Municipal Fund will sell a security in the event of deteriorating credit fundamentals, if the municipal market exhibits rich valuations, meaning that municipal securities are priced above expected levels without a logical explanation, or if the Sub-Advisor identifies an investment that it believes has better relative value.

Although the APA Enhanced Income Municipal Fund seeks to be diversified by geography and across sectors of the municipal bond market, the Fund may at times invest a significant portion of its assets in a particular state or region or in a particular sector due to market conditions. The Sub-Advisor may also allocate a significant portion of the APA Enhanced Income Municipal Fund to a specific segment of the municipal bond yield curve. A yield curve is a graphic representation of the actual or projected yields of debt obligations in relation to their maturities and durations. In particular, the APA Enhanced Income Municipal Fund often favors bonds with more than 5 years to maturity that may offer higher yields.

Investment Objectives and Principal Investment Strategies — (Continued)

The investments and strategies discussed above are those that the Sub-Advisor will use under normal market conditions. The APA Enhanced Income Municipal Fund also may use other strategies and engage in other investment practices, which are described in the Fund’s Statement of Additional Information (“SAI”).

In anticipation of or in response to adverse market or other conditions or atypical circumstances such as unusually large cash inflows or redemptions, the APA Enhanced Income Municipal Fund may temporarily hold all or a portion of its assets in U.S. Government securities, money market funds, cash or cash equivalents, which the Sub-Advisor views as defensive assets because they are expected to lose less value under adverse market conditions. The Sub-Advisor, in consultation with the Advisor, will determine when market conditions warrant temporary defensive measures. Under such conditions, the APA Enhanced Income Municipal Fund temporarily may not invest in accordance with its investment objective or principal investment strategy and may not achieve its investment objective.

High Income Fund

The High Income Fund’s investment objective is to seek to achieve long-term returns with lower risk and lower volatility than the stock market, and with relatively low correlation to stock and bond market indexes. A high level of current income is a secondary objective.

The High Income Fund invests in a mix of strategies that iM Global believes offer risk-return characteristics that are attractive individually and even more compelling collectively. The High Income Fund is intended to be used by investors seeking high current income consistent with capital preservation over time, and with long-term capital appreciation a secondary objective.

No one strategy within the High Income Fund will be allocated less than 10% of portfolio assets or more than 60% of portfolio assets as measured at the time of allocation. It is possible that additional managers and strategies will be added to (or removed from) the High Income Fund in the future and/or there may be adjustments in the allocation ranges.

Sub-advisor strategies may seek to benefit from: opportunities to combine securities with differing risk characteristics; market inefficiencies; opportunities to provide liquidity; tactical opportunities in asset classes or securities; special situations such as spin-offs; as well as other opportunities in other areas. In the aggregate, the managers can invest globally in debt and equity securities of companies of any size, domicile or market capitalization, government and corporate bonds, loans, loan participation interests, mortgage or other asset-backed securities and other fixed income securities and currencies, including short positions of any of the foregoing, within their respective segments of the High Income Fund. The managers may invest without limitation in below investment grade fixed income securities. Under normal market conditions, the High Income Fund does not expect to invest more than 25% of its total assets in emerging market securities iM Global defines an emerging market country as any country that is included in the MSCI Emerging Markets Index.

The managers may also write options, invest in derivatives, including, without limitation, options, futures contracts, participatory notes (“P-Notes”) and swaps, to manage risk or enhance return and can also borrow amounts up to one third of the value of the High Income Fund’s total assets (except that the High Income Fund may exceed this limit to satisfy redemption requests or for other temporary purposes). Each of the managers may invest in illiquid securities; however, the High Income Fund as a whole may not hold more than 15% of its net assets in illiquid securities.

Each sub-advisor will have an investment approach that generally focuses on a particular asset class or specific strategies. Currently, the strategies the sub-advisors focus on are as follows: (1) a credit value strategy, (2) a multi credit strategy, and (3) an option income strategy. iM Global may hire sub-advisors that focus on other strategies in the future, and not all strategies that may be appropriate will be represented in the High Income Fund’s portfolio at all times.

SUB- ADVISOR	TARGET ASSET ALLOCATION	STOCK-PICKING STYLE
Brown Brothers Harriman & Co. (“BBH”)	40%	Credit Value
Guggenheim Partners Investment Management, LLC (“Guggenheim”)	40%	Multi-Credit
Neuberger Berman Investment Advisers LLC (“Neuberger”)	20%	Option Income

The sub-advisor that manages the credit value strategy seeks to achieve the fund’s investment objectives by primarily investing its segment of the High Income Fund in fixed income securities it believes to have the potential for excess return. The sub-advisor’s investment strategy will be to invest in fixed income securities from a wide variety of sectors, asset-backed securities, commercial mortgage-backed securities, corporate bonds, floating-rate loans and municipal bonds. The sub-advisor expects to invest in structured and corporate

securities. The sub-advisor’s emphasis is expected to be on A/BBB-rated asset backed securities and BBB/BB-rated corporate securities, as these ratings segments have historically offered attractive risk-adjusted returns, along with low default rates. The sub-advisor will also invest in U.S. Treasury futures to manage duration of the portfolio, which allows individual security selection to be managed without regard to portfolio duration. Duration is a measure of the expected life of a fixed income security that is used to

determine the sensitivity of a security to changes in interest rates. Fixed income securities and portfolios with longer durations are subject to more volatility than those with shorter durations. The sub-advisor will not typically own CCC rated or distressed securities.

The sub-advisor that manages the multi credit strategy seeks to preserve invested capital and maximize total return through a combination of current income and capital appreciation. The team seeks to achieve its investment objective by investing in a wide range of fixed income and other instruments selected from a variety of credit qualities, and sectors, including, but not limited to, corporate bonds, loans and loan participations, structured finance investments, U.S. government and agency, mezzanine and preferred securities and convertible securities. The team seeks opportunities across fixed income market sectors – especially in non-index-eligible securities – and they aim to take advantage of downturns/inefficiencies that occur during times of uncertainty. The strategy is flexible and is not constrained by duration, sector, issuer, or credit quality.

The sub-advisor that manages the option income strategy seeks to achieve its goal primarily through a strategy of writing collateralized put options on both U.S. indices, including the S&P 500® Index and the Russell 2000® Index, and exchange traded funds (“ETFs”). The manager attempts to generate returns through the receipt of option premiums from selling puts, as well as through investments in fixed income instruments, which collectively are intended to reduce volatility relative to what it would be if the High Income Fund held the underlying equity index on which the options are written. The portfolio’s investments in fixed income instruments may be of any duration, may include variable and floating rate instruments, and may include U.S. Treasury securities and other securities issued by the U.S. government and its agencies and instrumentalities, debt securities issued by corporations or trust entities, cash and cash equivalents, mortgage-backed securities and asset-backed securities. The manager also may invest in money market mutual funds and ETFs.

Small Company Fund

The Small Company Fund’s investment objective is to seek long-term growth of capital; that is, the increase in the value of your investment over the long term. The Small Company Fund invests in the securities of smaller companies that the sub-advisors to the Small Company Fund (the “managers” or “sub-advisors”) believe

have strong appreciation potential. Under normal market conditions, the Small Company Fund invests at least 80% of its net assets, in securities of small-sized U.S. companies, as measured by market capitalization at the time of acquisition. This investment policy may be changed by the Board without shareholder approval, but shareholders would be given at least 60 days’ notice if any change occurs. The Fund may focus its investments in certain sectors – including, but not limited to, the industrial sector – from time to time as a result of the implementation of the Small Company Fund’s investment strategy by the managers. The industrial sector consists of companies that produce capital goods used in manufacturing, resource extraction and construction. The extent of the Fund’s focus on certain sectors will change over time and may shift to other sectors, based on a sub-advisor’s ongoing evaluation of the Fund’s holdings and of potential investments that meet the Fund’s investment mandate.

There is no minimum or maximum allocation of the Small Company Fund’s portfolio assets to each sub-advisor. The Advisor is responsible for establishing the target allocation of Small Company Fund assets to each manager based on the Advisor’s goal of maintaining a balance of investment styles (growth, value, and blend) and may adjust the target allocations at its discretion. A “growth investing” style involves identifying securities for the Fund that the sub-advisor expects to have above-average potential for growth in revenue and earnings. A “value investing” style involves identifying securities for the Fund that the sub-advisor believes are underpriced relative to comparable securities, determined by price/earnings ratios, cash flows or other measures. Market performance may result in allocation drift among the managers of the Small Company Fund. The Advisor is responsible for periodically rebalancing the portfolios, the timing and degree of which will be determined by the Advisor based on the amount of deviation from pre-established target allocation ranges and the Advisor’s assessment of market conditions and investment opportunities available to each sub-advisor. The Advisor monitors the individual portfolios managed by the sub-advisors to ensure that the overall portfolio does not include any unintentional over-weights to sectors, industries or individual securities. Under normal conditions, each sub-advisor manages a portion of the Small Company Fund’s assets by independently managing a portfolio typically composed of between 15 and 30 stocks (resulting in total Small Company Fund holdings of 30 to 60 different stocks). The target allocations to each sub-adviser are indicated in the following table:

SUB-ADVISOR	TARGET ASSET ALLOCATION	INVESTMENT STYLE
Polen Capital Management, LLC	50%	Growth
Segall Bryant & Hamill, LLC	50%	Value

The Small Company Fund may invest up to 15% its net assets in the securities of foreign companies, including those located in emerging markets. iM Global defines an emerging market country as any country that is included in the MSCI Emerging Markets Index.

As used in this Prospectus, iM Global defines a “Small-Cap Company” as one whose market capitalization is within the range of the market capitalizations of companies in the Russell 2000 Index. As of December 31, 2024, the range of market capitalization of the companies in the Russell 2000 Index was from approximately \$150.4 million to \$7.1 billion.

Investment Objectives and Principal Investment Strategies — (Continued)

Though the primary capitalization focus of the Small Company Fund is in the small-cap sector, iM Global does not believe that small-cap investors should be forced to sell a stock that appreciates beyond the upper thresholds of the small-cap range if a manager continues to maintain a high level of conviction with respect to the holding. This has been a problem with many small-cap funds, as they have, at times, been forced to sell some of their most compelling holdings. Overall, iM Global expects the majority of the Small Company Fund's holdings at any point in time to meet the definition of a Small-Cap Company; however, the Small Company Fund will not be required to sell any company if its market capitalization grows and exceeds the market capitalization of the largest company in the Russell 2000 Index.

Generally, a security may be sold: (1) if the sub-advisor believes the security is overvalued; (2) if the sub-advisor's view of the business fundamentals or management of the underlying company changes; (3) if a more attractive investment opportunity is found; (4) if general market conditions trigger a change in the sub-advisor's assessment criteria; or (5) for other portfolio management reasons. The Small Company Fund's investment manager may trade its portfolio frequently.

Dolan McEniry Corporate Bond Fund

The Dolan McEniry Corporate Bond Fund's investment objective is to seek to provide investors with total return, with a secondary investment objective of preserving capital.

The Dolan McEniry Corporate Bond Fund invests in a diversified portfolio of corporate investment grade bonds, corporate high yield bonds, and U.S. Government and Treasury securities maturing within 10 years or less. All securities will be U.S. dollar denominated, although they may be issued by a foreign corporation or a U.S. affiliate of a foreign corporation. Under normal market conditions, the Dolan McEniry Corporate Bond Fund will invest at least 80% of its net assets (plus the amount of any borrowing for investment purposes) in corporate bonds. This investment policy may be changed by the Board without shareholder approval, but shareholders would be given at least 60 days' notice if any change occurs. In addition to investments in corporate bonds issued by U.S. issuers, the Dolan McEniry Corporate Bond Fund may invest in corporate bonds issued by foreign corporations. With respect to the Dolan McEniry Corporate Bond Fund's net assets allocated to investments in corporate bonds, the Dolan McEniry Corporate Bond Fund invests approximately 75% in corporate bonds that are determined by the Dolan McEniry Corporate Bond Fund's sub-advisor (the "manager" or "sub-advisor"), to be investment grade, and approximately 25% in high yield bonds (also known as "junk bonds"). The Dolan McEniry Corporate Bond Fund's investments in investment grade corporate bonds will be rated investment grade (BBB- by Standard & Poor's or equivalent) by at least one major credit rating agency identified as a nationally recognized statistical

rating organization ("NRSRO"), or if unrated, determined to be of comparable quality by the sub-advisor. The Dolan McEniry Corporate Bond Fund may invest up to 20% of its net assets in U.S. Government and Treasury securities.

The sub-advisor anticipates that the Dolan McEniry Corporate Bond Fund's duration will reflect that of the Bloomberg U.S. Intermediate Credit Index, plus or minus 50%. For example, if the duration of the Bloomberg U.S. Intermediate Credit Index is 5 years, the Dolan McEniry Corporate Bond Fund's duration may be 2.5–7.5 years. As of March 31, 2025, the duration of the Bloomberg U.S. Intermediate Credit Index was 4.05 years.

Duration measures a bond or fund's sensitivity to interest rate or other changes (such as changes in a bond's yield) and is expressed as a number of years. The higher the number, the greater the risk. Under normal circumstances, for example, if a portfolio has a duration of five years, its value will change by 5% if yields change by 1%. Shorter duration bonds generally result in lower expected volatility.

The Dolan McEniry Corporate Bond Fund's investment universe consists of corporate investment grade bonds, high yield bonds, and U.S. Government and Treasury securities maturing within 10 years or less. When making decisions to buy or sell an investment for the Dolan McEniry Corporate Bond Fund, the sub-advisor utilizes bottom-up investment analysis which focuses on credit analysis and selection of undervalued bonds. The sub-advisor analyzes companies' financial statements and creates financial models to assess trends in revenue, margins, earnings, cash earnings, investments in working capital and fixed assets, debt levels and cash balances, and other items, ranking each company by risk and return. The sub-advisor then applies qualitative diligence reviews of each company, taking into consideration pricing, liquidity, event risk and duration to select specific investments for the Dolan McEniry Corporate Bond Fund's portfolio. The sub-advisor's investment process is designed to identify undervalued corporate bonds – those that trade at wide spreads to U.S. Treasury securities yet are issued by companies that, in the sub-advisor's assessment, generate sufficient cash flow to meet their debt obligations. The sub-advisor ranks securities with equal weighting given to risk (cash flow coverage of debt obligations) and return (spread to U.S. Treasuries). The process identifies what the sub-advisor deems to be the most undervalued bonds. The sub-advisor will consider selling a security if the company's fundamentals deteriorate to an unacceptable degree according to the sub-advisor's free cash flow credit analysis; the security has appreciated in price to a level that makes it no longer attractive in the sub-advisor's ranking system; or if the sub-advisor identifies a more attractive investment opportunity. Concentration of investments in certain sectors – including, but not limited to, the consumer staples and industrial sectors – may occur from time to time as a result of the implementation of the Dolan McEniry Corporate Bond Fund's investment strategy by the manager.

Evaluation and Selection of Sub-Advisors by the Advisor

iM Global, as the Funds' investment adviser, is responsible for hiring and removing sub-advisors. Before hiring a sub-advisor, iM Global performs extensive due diligence. This includes quantitative and qualitative analysis, including (but not limited to) an evaluation of: the investment process, the consistency of its execution and discipline; individual holdings; strategies employed, past mistakes, risk controls, team depth and quality; operations and compliance; and business focus and vision. iM Global's evaluation process includes review of literature and documents, quantitative historical performance evaluation, extensive discussions with members of the investment team and firm management and background checks through industry contacts. Each of the sub-advisor's management fee is also an important consideration. It is iM Global's objective to hire sub-advisors who it believes are skilled and can deliver strong market cycle returns when taking risk into account. iM Global defines a "market cycle" as the movement from a period of increasing prices and strong performance, or bull market, through a period of weak performance and falling prices, or bear market, and back again to new strength. A full market cycle is usually three

to five years, but can vary considerably. The top of a cycle is called a peak and the bottom a trough. iM Global generally assesses the long-term growth of an investment by considering the increase in the value of the investment over a period greater than five years. iM Global is responsible for the general overall supervision of the sub-advisors along with allocating the portfolio's assets for their investment decisions as well as rebalancing the portfolio as necessary from time to time. Generally, iM Global seeks to make tactical allocations to securities, markets or strategies at times when it believes such allocations are compelling from a risk/return perspective and prefers managers who it believes will be able to add value through security selection.

In the event a manager ceases to manage a Fund's portfolio, iM Global will select a replacement manager. The securities that were held in the departing manager's portfolio may be retained by the replacement manager of the Fund or will be liquidated in an orderly manner, taking into account various factors, which may include but are not limited to the market for the security and the potential tax consequences.

Description of Principal Investment Risks

All mutual funds carry a certain amount of risk. The Funds' returns will vary, and you could lose money on your investment in the Funds. An investment in a Fund is not a deposit of a bank and is not insured, endorsed or guaranteed by any financial institution, the Federal Deposit Insurance Corporation (FDIC) or any other government agency. The principal risks for each Fund are identified in the Funds' Summary Sections and are described in further detail below. Additional information about the principal risks is included in the Funds' Statement of Additional Information (the "SAI").

Investors should be aware that in light of the current uncertainty, volatility and distress in economies, financial markets, and labor and health conditions around the world, the risks described below are heightened significantly compared to normal conditions and therefore subject a Fund's investments and a shareholder's investment in a Fund to sudden and substantial losses.

The following table summarizes the principal risks of investing in each Fund. Your investment may be subject (in varying degrees) to these risks as well as other risks. Each Fund may be more susceptible to some of these risks than others. Risks not marked for a particular Fund may, however, still apply to some extent to that Fund at various times.

	Global Select Fund	International Fund	High Income Fund	Small Company Fund	APA Enhanced Income Municipal Fund	Dolan McEniry Corporate Bond Fund
Active Management Risk	✓	✓	✓	✓	✓	✓
Asset-Backed Securities Risk			✓			
Below Investment-Grade Fixed Income Securities Risk			✓			✓
Collateralized Loan Obligations and Collateralized Debt Obligations Risk			✓			
Collateral Risk			✓			
Consumer Staples Sector Risk						✓
Convertible Securities Risk	✓		✓			
Corporate Debt Obligations Risk			✓			✓
Country/Regional Risk		✓				
Currency Risk	✓	✓	✓			✓
Cybersecurity Risk	✓	✓	✓	✓	✓	✓
Derivatives Risk			✓			
Emerging Markets Risk	✓	✓	✓	✓		
Equity Securities Risk	✓	✓	✓	✓		
Europe Investing Risk	✓	✓				
Financial Sector Risk	✓	✓	✓			
Fixed Income Securities Risk			✓		✓	✓
Foreign Investment Risk	✓	✓	✓	✓		✓
Geopolitical Events Risk	✓	✓	✓	✓		✓
Growth Investing Risk	✓	✓		✓		
Healthcare Sector Risk	✓					
High-Yield Fixed Income Securities Risk					✓	
Industrial Sector Risk				✓		✓

	Global Select Fund	International Fund	High Income Fund	Small Company Fund	APA Enhanced Income Municipal Fund	Dolan McEniry Corporate Bond Fund
Investment in Investment Companies Risk			✓			
Investment in Loans Risk			✓			
Investment Selection Risk	✓	✓	✓	✓		✓
Large Shareholder Purchase and Redemption Risk	✓	✓	✓		✓	
Leverage Risk			✓			
Liquidity and Valuation Risk			✓			
Market Risk	✓	✓	✓	✓	✓	✓
Mid-Sized Companies Risk	✓	✓				
Mortgage-Backed Securities Risk			✓			
Multi Management Risk	✓	✓	✓	✓		
Municipal Market Risk					✓	
New Fund Risk					✓	
Operational Risk	✓	✓	✓	✓	✓	✓
Portfolio Turnover Risk				✓		
Prepayment and Extension Risk					✓	
Regulatory Risk	✓	✓	✓	✓	✓	✓
Sector Weightings Risk	✓	✓	✓	✓	✓	✓
Securities Lending Risk	✓	✓	✓	✓		✓
Short Sale Risk			✓			
Smaller Companies Risk		✓		✓		
Special Situations Risk		✓				
Technology Sector Risk		✓				
Unfavorable Tax Treatment Risk			✓			
U.S. Government and U.S. Agency Obligations Risk					✓	✓
U.S. Trade Policy Risk	✓	✓				
Value Stock Risk	✓	✓		✓		

Description of Principal Investment Risks — (Continued)

Active Management Risk

Each Fund is actively managed and may not meet its investment objective based on the portfolio managers' success or failure to implement investment strategies for the Fund. A Fund's investment strategy may fail to produce the intended results. There can be no assurance that a Fund will achieve its investment objective. A sub-advisor's judgments about the attractiveness, value and potential appreciation of particular securities may prove to be incorrect, and the sub-advisor may not anticipate actual market movements or the impact of economic conditions generally. No matter how well a portfolio manager evaluates market conditions, the securities a portfolio manager chooses may fail to produce the intended result, and you could lose money on your investment in a Fund.

Asset-Backed Securities Risk

The High Income Fund may invest in asset-backed securities ("ABS"), which are debt obligations or debt securities that entitle the holders thereof to receive payments that depend primarily on the cash flow from underlying financial assets, together with rights or other assets designed to assure the servicing or timely distribution of proceeds to holders of such securities. An ABS is typically created by the sale of assets or collateral to a conduit, generally a bankruptcy-remote vehicle such as a grantor trust or other special-purpose entity, which becomes the legal issuer of the ABS. Interests in or other securities issued by the trust or special-purpose entity, which give the holder thereof the right to certain cash flows arising from the underlying assets, are then sold to investors through an investment bank or other securities underwriter.

The structure of an ABS and the terms of the investors' interest in the collateral can vary widely depending on the type of collateral, the desires of investors and the use of credit enhancements. Although the basic elements of all ABS are similar, individual transactions can differ markedly in both structure and execution. Holders of ABS bear various risks, including credit risks, liquidity risks, interest rate risks, market risks, operations risks, structural risks and legal risks.

Credit risk is an important issue in ABS because of the significant credit risks inherent in the underlying collateral and because issuers are primarily private entities. Credit risk arises from losses due to defaults by the borrowers in the underlying collateral or the issuer's or servicer's failure to perform. Market risk arises from the cash-flow characteristics of the security, which for many ABS tend to be predictable. The greatest variability in cash flows comes from credit performance, including the presence of early amortization or acceleration features designed to protect the investor if credit losses in the portfolio rise well above expected levels. Interest-rate risk arises for the issuer from the relationship between the pricing terms on the underlying collateral and the terms of the rate paid to security holders. ABS are subject to the risk that a change in interest rates may influence the pace of prepayments of the underlying securities which, in turn, affects yields on an absolute basis. Liquidity risk can arise from increased perceived credit risk. For example, liquidity can also become a significant problem if concerns regarding credit quality lead investors to avoid the securities issued by the relevant special-purpose entity. Operations risk arises through the potential for misrepresentation of asset quality or terms by the originating institution, misrepresentation of the nature and current value of the assets by the servicer and inadequate controls over disbursements and receipts by the servicer. Structural risk may arise through investments in ABS with structures (for example, the establishment of various security tranches) that are intended to reallocate the risks entailed in the underlying collateral (particularly credit risk) in ways that give certain investors less credit risk protection (i.e., a lower priority claim on the cash flows from the underlying pool of assets) than others. As a result, such securities have a higher risk of loss as a result of delinquencies or losses on the underlying assets.

Further, credit risk retention requirements for ABS may increase the costs to originators, securitizers and, in certain cases, asset managers of securitization vehicles in which the High Income Fund may invest. Although the impact of these requirements is uncertain, certain additional costs may be passed to a Fund and the Fund's investments in ABS may be adversely affected. Many of the other changes required by the Dodd-Frank Wall Street Reform and Consumer Protection Act (the "Dodd-Frank Act"), or foreign regulatory developments could materially impact the value of the Fund's assets, expose the Fund to additional costs and require changes to investment practices, thereby adversely affecting the Fund's performance.

Additional risks relating to investments in ABS may arise because of the type of ABS in which the High Income Fund invests, defined by the assets collateralizing the ABS. For example, collateralized mortgage obligations may have complex or highly variable prepayment terms, such as companion classes, interest only or principal only payments, inverse floaters and residuals. These investments generally entail greater market, prepayment and liquidity risks than other mortgage-backed securities, and may be more volatile or less liquid than other mortgage-backed securities. In addition, ABS backed by aircraft loans and leases may provide a Fund with a less effective security interest in the related underlying collateral than do mortgage-related securities and, thus, it is possible that recovery on repossessed collateral might be unavailable or inadequate to support payments on these ABS. In addition to the risks inherent in ABS generally, risks associated with aircraft securitizations include but are not limited to risks related to commercial aircraft, the leasing of aircraft by commercial airlines and the commercial aviation industry generally. With respect to any one aircraft, the value of such aircraft can be affected by the particular maintenance and operating history for the aircraft or its components, the model and type of aircraft, the jurisdiction of registration (including legal risks, costs and delays in attempting to repossess and export such aircraft following any default under the related loan or lease) and regulatory risk. The High Income Fund may invest in these and other types of ABS that may be developed in the future.

- **Residential Mortgage-Backed Securities** – Home mortgage loans are typically grouped together into pools by banks and other lending institutions, and interests in these pools are then sold to investors, allowing the bank or other lending institution to have more money available to loan to home buyers. Some of these pools are guaranteed by U.S. government agencies or by government sponsored private corporations-familiarly called “Ginnie Mae,” “Fannie Mae” and “Freddie Mac.” Non-agency MBS is subject to the risk that the value of such security will decline because, among other things, the security is not issued or guaranteed as to principal or interest by the U.S. government or a government sponsored enterprise. These securities are often subject to greater credit risk than agency MBS. In addition, these securities may be less readily marketable as the market for these securities is typically smaller and less liquid than the market for agency MBS, thus these securities may be subject to greater price fluctuation than agency MBS. Home mortgage loans may also be purchased and grouped together by non-lending institutions such as investment banks and hedge funds who will sell interests in such pools to investors. Mortgage-backed securities may be particularly sensitive to changes in interest rates given that rising interest rates tend to extend the duration of fixed-rate mortgage-backed securities. As a result, a rising interest rate environment can cause the prices of mortgage-backed securities to be increasingly volatile, which may adversely affect the High Income Fund’s holdings of mortgage-backed securities. In light of the current interest rate environment, the High Income Fund’s investments in these securities may be subject to heightened interest rate risk. These risks are elevated given current economic and market conditions, notably, the inflationary and high-interest environment, financial market volatility, and uncertainty surrounding the impact of trade restriction and tariffs on the U.S. and global economy.
- **Commercial Mortgage-Backed Securities** – Commercial mortgage backed securities (“CMBS”) are collateralized by one or more commercial mortgage loans. Banks and other lending institutions typically group the loans into pools and interests in these pools are then sold to investors, allowing the lender to have more money available to loan to other commercial real estate owners. Commercial mortgage loans may be secured by office properties, retail properties, hotels, mixed use properties or multi-family apartment buildings. Investments in CMBS are subject to the risks of ABS generally and particularly subject to credit risk, interest rate risk, and liquidity and valuation risk. These risks are elevated given current economic and market conditions, notably, the inflationary and high-interest environment, financial market volatility, and uncertainty surrounding the impact of trade restriction and tariffs on the U.S. and global economy.

Below Investment-Grade Fixed Income Securities Risk

Below investment-grade fixed income securities (also known as “junk bonds”) are considered speculative. These securities are rated Ba1 through C by Moody’s Investors Service (“Moody’s”) or BB+ through D by Standard & Poor’s Rating Group (“S&P”) (or comparably rated by another nationally recognized statistical rating organization), or, if not rated by Moody’s or S&P, are

Description of Principal Investment Risks — (Continued)

considered by the sub-advisors to be of similar quality. These securities may be subject to greater risks than those of higher rated fixed income securities, including greater risk of default. The market value of below investment-grade fixed income securities is more sensitive to individual corporate developments and economic changes than higher rated securities. Adverse publicity and investor perceptions, whether or not accurate, regarding below investment-grade fixed income securities may depress prices and diminish liquidity for such securities. The market for below investment-grade fixed income securities may be less active than the market for higher rated securities, which can adversely affect the price at which these securities may be sold. Less active markets may diminish the High Income Fund's and Dolan McEniry Corporate Bond Fund's ability to obtain accurate market quotations when valuing the portfolio securities and thereby giving rise to valuation risk. In addition, the High Income Fund and the Dolan McEniry Corporate Bond Fund may incur additional expenses if a holding defaults and the High Income Fund and Dolan McEniry Corporate Bond Fund have to seek recovery of its principal investment. Below investment-grade fixed income securities may also present risks based on payment expectations. For example, these securities may contain redemption or call provisions. If an issuer exercises these provisions in a declining interest rate market, the High Income Fund and Dolan McEniry Corporate Bond Fund would have to replace the security with a lower yielding security resulting in a decreased return for investors. There is no limit to the High Income Fund's ability to invest in below investment-grade fixed income securities; however, under normal market conditions, it does not expect to invest more than 50% of its total assets in below investment-grade fixed income securities as measured at time of purchase. Under normal market conditions, the Dolan McEniry Corporate Bond Fund expects to invest approximately 25% of its net assets in below investment-grade fixed income securities as measured at time of purchase.

Collateral Risk

If a Fund's financial instruments are secured by collateral, the issuer may have difficulty liquidating the collateral and/or the Fund may have difficulty enforcing its rights under the terms of the securities if an issuer defaults. Collateral may be insufficient or the Fund's right to the collateral may be set aside by a court. Collateral will generally consist of assets that may not be readily liquidated, including for example, equipment, inventory, work in the process of manufacture, real property and payments to become due under contracts or other receivable obligations. There is no assurance that the liquidation of those assets would satisfy an issuer's obligations under a financial instrument. Non-affiliates and affiliates of issuers of financial instruments may provide collateral in the form of secured and unsecured guarantees and/or security interests in assets that they own, which may also be insufficient to satisfy an issuer's obligations under a financial instrument.

Collateralized Loan Obligations and Collateralized Debt Obligations Risk

The High Income Fund may invest in collateralized loan obligations ("CLOs") and collateralized debt obligations ("CDOs"). Investments in CLOs carry the same risks as investments in loans directly, such as interest rate risk, credit and liquidity and valuation risks, and the risk of default. These investments are also subject to the risks associated with a decrease of market value due to collateral defaults and disappearance of subordinate tranches, market anticipation of defaults, and investor aversion to these types of securities as a class. CLOs issue classes or "tranches" that vary in risk and yield. Losses caused by defaults on underlying assets are borne first by the holders of subordinate tranches. A CLO may experience substantial losses attributable to loan defaults. The Fund's investment in a CLO may decrease in market value because of (i) loan defaults or credit impairment, (ii) the disappearance of subordinate tranches, (iii) market anticipation of defaults, and (iv) investor aversion to CLO securities as a class. These risks may be magnified depending on the tranche of CLO securities in which the Fund invests. For example, investments in a junior tranche of CLO securities will likely be more sensitive to loan defaults or credit impairment than investments in more senior tranches.

CDOs are structured similarly to CLOs, but are backed by pools of assets that are debt securities rather than only loans, typically including bonds, other structured finance securities (including other ABS and other CLOs) and/or synthetic instruments. CDOs are often highly leveraged, and like CLOs, the risks of investing in CDOs may be magnified depending on the tranche of CDO securities held by the Fund. The nature of the risks of CDOs depends largely on the type and quality of the underlying collateral and the tranche of CDOs in which the Fund may invest. CDOs collateralized by pools of ABS carry the same risks as investments in ABS directly, including losses with respect to the collateral underlying those ABS. In addition, certain CDOs may not hold their underlying collateral directly, but rather, use derivatives such as swaps to create "synthetic" exposure to the collateral pool. Such CDOs entail the risks associated with derivative instruments.

Consumer Staples Sector Risk	Certain of the Funds, through the implementation of their respective investment strategies, may from time to time invest a significant portion of their assets in the consumer staples sector, which includes, for example, the food and staples retailing industry, the food, beverage and tobacco industry and the household and personal products industry. This sector can be significantly affected by, among other factors, the regulation of various product components and production methods, marketing campaigns and changes in the global economy, consumer spending and consumer demand. Tobacco companies, in particular, may be adversely affected by new laws, regulations and litigations. Companies in the consumer staples sector may also be adversely affected by changes or trends in commodity prices, which may be influenced by unpredictable factors. These companies may be subject to severe competition, which may have an adverse impact on their profitability.
Convertible Securities Risk	Convertible securities generally offer lower interest or dividend yields than non-convertible securities of similar quality. Because convertible securities are higher in an issuer's capital structure than equity securities, convertible securities are generally not as risky as the equity securities of the same issuer. However, convertible securities may gain or lose value due to changes in, among other things, interest rates; other general economic conditions; industry fundamentals; market sentiment; and the issuer's operating results, financial statements and credit ratings. The value of convertible securities also tends to change whenever the market value of the underlying common or preferred stock fluctuates.
Corporate Debt Obligations Risk	Corporate debt obligations, which are debt instruments issued by corporations to raise capital, are subject to the risk of an issuer's inability to meet principal and interest payments on the obligations. Corporate debt obligations have priority over preferred securities and common stock in an issuer's capital structure, but may be subordinated to an issuer's other debt instruments. The market value of a corporate debt obligation may be affected by factors directly related to the issuer, such as investors' perceptions of the creditworthiness of the issuer, the issuer's financial performance, perceptions of the issuer in the market place, performance of the issuer's management, the issuer's capital structure, the use of financial leverage and demand for the issuer's goods and services, and by factors not directly related to the issuer such as general market liquidity. The market value of corporate debt obligations generally may be expected to rise and fall inversely with interest rates, and as a result, corporate debt obligations may lose value in a rising-rate environment.
Country/Regional Risk	World events – such as political upheaval, financial troubles, or natural disasters – may adversely affect the value of securities issued by companies in foreign countries or regions. Because the International Fund may invest a large portion of its assets in securities of companies located in any one country or region, including emerging markets, the performance of the Fund may be hurt disproportionately by the poor performance of its investments in that area. This risk is heightened in emerging markets – see “Emerging Markets Risk” below.
Currency Risk	The High Income Fund may invest in foreign currencies for investment and hedging purposes. All of the Funds may invest in foreign currencies for hedging purposes. Investing in foreign currencies exposes the fund to fluctuations in currency exchange rates. Fluctuations in the exchange rates between different currencies may negatively affect an investment. The High Income Fund may be subject to currency risk because it may invest a significant portion of its assets in currency-related instruments, such as forward currency exchange contracts, foreign currency futures contracts, options on foreign currencies and foreign currency futures, cross-currency instruments (such as swaps) and direct investments in foreign currencies. The High Income Fund also are subject to currency risk because each may invest in securities or other instruments denominated in, or receive revenues in, foreign currencies. The sub-advisors may elect not to hedge currency risk, which may cause the High Income Fund to incur losses that would not have been incurred had the risk been hedged.
Cybersecurity Risk	As the use of technology, including cloud-based technology, and the frequency of cyber attacks in the market have become more prevalent, the Funds have become potentially more susceptible to operational and information security risks resulting from breaches in cyber security that may lead to financial losses. Information and technology systems relied upon by the Funds, iM Global, the sub-advisors, the Funds' service providers (including, but not limited to, Fund accountants, custodians, transfer agents, administrators, distributors and other financial intermediaries) and/or the issuers of securities in which a Fund invests may be vulnerable to damage or interruption from computer viruses, network failures, computer and telecommunication failures, infiltration by

Description of Principal Investment Risks — (Continued)

unauthorized persons, security breaches, usage errors, power outages and catastrophic events such as fires, tornadoes, floods, hurricanes and earthquakes. Recently, geopolitical tensions have increased the scale and sophistication of deliberate cybersecurity attacks, particularly those from nation-states or from entities with nation-state backing. Although iM Global has implemented measures to manage risks relating to these types of events, if these systems are compromised, become inoperable for extended periods of time or cease to function properly, significant investment may be required to fix or replace them. The failure of these systems and/or of disaster recovery plans could cause significant interruptions in the operations of the Funds, iM Global, the sub-advisors, the Funds' service providers and/or issuers of securities in which a Fund invests and may result in a failure to maintain the security, confidentiality or privacy of sensitive data, including personal information relating to investors (and the beneficial owners of investors). Such a failure could also harm the reputation of the Funds, iM Global, the sub-advisors, the Funds' service providers and/or issuers of securities in which a Fund invests, subject such entities and their respective affiliates to legal claims or otherwise affect their business and financial performance.

Derivatives Risk

Some of the instruments in which the High Income Fund may invest may be referred to as "derivatives," because their value "derives" from the value of an underlying asset, reference rate or index. Use of derivatives is a highly specialized activity that can involve investment techniques and risks different from, and in some respects greater than, those associated with investing in more traditional investments, such as stocks and bonds. Derivatives can be highly complex and highly volatile and may perform in unanticipated ways. Derivatives can create leverage, which can magnify the impact of a decline in the value of the reference instrument underlying the derivative, and the High Income Fund could lose more than the amount it invests. Derivatives can have the potential for unlimited losses, for example, where a Fund may be called upon to deliver a security it does not own. Derivatives may at times be highly illiquid, and a Fund may not be able to close out or sell a derivative at a particular time or at an anticipated price. Derivatives can be difficult to value and valuation may be more difficult in times of market turmoil. There may be imperfect correlation between the behavior of a derivative and that of the reference instrument, and the reference instrument may not perform as anticipated. Suitable derivatives may not be available in all circumstances, and there can be no assurance that a Fund will use derivatives to reduce exposure to other risks when that might have been beneficial. Derivatives may involve fees, commissions, or other costs that may reduce a Fund's gains or exacerbate losses from the derivatives. In addition, a Fund's use of derivatives may have different tax consequences for the Fund than an investment in the reference instruments, and those differences may increase the amount and affect the timing of income recognition and character of taxable distributions payable to shareholders. Certain aspects of the regulatory treatment of derivative instruments, including federal income tax, are currently unclear and may be affected by changes in legislation, regulations, or other legally binding authority.

Derivatives involve counterparty risk, which is the risk that the other party to the derivative will fail to make required payments or otherwise comply with the terms of the derivative. Counterparty risk may arise because of market activities and developments, the counterparty's financial condition (including financial difficulties, bankruptcy, or insolvency), or other reasons. Not all derivative transactions require a counterparty to post collateral, which may expose the High Income Fund to greater losses in the event of a default by a counterparty. Counterparty risk is generally thought to be greater with OTC derivatives than with derivatives that are centrally cleared. However, derivatives that are traded on organized exchanges and/or through clearing organizations involve the possibility that the futures commission merchant or clearing organization will default in the performance of its obligations.

When the High Income Fund uses derivatives, the Fund will likely be required to provide margin or collateral; these practices are intended to satisfy contractual undertakings and regulatory requirements and will not prevent the Fund from incurring losses on derivatives. The need to provide margin or collateral could limit the Fund's ability to pursue other opportunities as they arise. Derivatives that have margin requirements involve the risk that if the Fund has insufficient cash or eligible margin securities to meet daily variation margin requirements, it may have to sell securities or other instruments from its portfolio at a time when it may be disadvantageous to do so. The Fund may remain obligated to meet margin requirements until a derivatives position is closed.

Rule 18f-4 (the “Derivatives Rule”), adopted by the SEC on October 28, 2020, replaced previous asset segregation requirements with a new framework for the use of derivatives by registered funds. For funds using a significant amount of derivatives, the Derivatives Rule mandates a fund adopt and/or implement: (i) value at risk limitations in lieu of asset segregation requirements; (ii) a written derivatives risk management program; (iii) new Board oversight responsibilities; and (iv) new reporting and recordkeeping requirements. The Derivatives Rule provides an exception for funds with derivative exposure not exceeding 10% of its net assets, excluding certain currency and interest rate hedging transactions. In addition, the Derivatives Rule provides special treatment for reverse repurchase agreements and similar financing transactions and unfunded commitment agreements.

Although the High Income Fund may use derivatives to attempt to hedge against certain risks, the hedging instruments may not perform as expected and could produce losses. Additional risks associated with certain types of derivatives are discussed below:

Options Risk. The High Income Fund may invest in options. Options trading entails risks in addition to those resulting from trading in traditional securities. Options may be more volatile than the underlying instruments, and therefore, on a percentage basis, an investment in options may be subject to greater fluctuation than an investment in the underlying instruments themselves. An investment in options is subject to the risk of a complete loss of the amounts paid as premiums to purchase the options.

Forward Contracts Risk. The High Income Fund may invest in forward contracts. There are no limitations on daily price movements of forward contracts. Changes in foreign exchange regulations by governmental authorities might limit the trading of forward contracts. To the extent the High Income Fund enters into non-U.S. currency forward contracts with banks, the Fund is subject to the risk of bank failure or the inability of or refusal by a bank to perform such contracts. There have been periods during which certain banks have refused to continue to quote prices for forward contracts or have quoted prices with an unusually wide spread (the difference between the price at which the bank is prepared to buy and the price at which it is prepared to sell).

Futures Contracts Risk. The High Income Fund may invest in futures contracts. The loss that may be incurred by entering into futures contracts could exceed the amount of the premiums paid and may be potentially unlimited. Futures markets are highly volatile, and the use of futures may increase the volatility of the Fund’s net asset value (“NAV”). Additionally, as a result of the low collateral deposits normally involved in futures trading, a relatively small movement in the price or value of a futures contract increases the risk of losing more than the amount initially invested by the Fund. Furthermore, exchanges may limit fluctuations in futures contract prices during a trading session by imposing a maximum permissible price movement on each futures contract. The Fund may be disadvantaged if it is prohibited from executing a trade outside the daily permissible price movement. Futures contracts executed on foreign exchanges may not be provided the same protections as provided by U.S. exchanges.

P-Notes Risk. The High Income Fund may invest in P-Notes. P-Notes are a type of equity-linked derivative generally issued by banks or broker-dealers and are designed to replicate the performance of the underlying equity securities. P-Notes are typically utilized to obtain exposure in certain non-U.S. markets where direct investment in a company’s equity is not permitted or otherwise feasible. Even though a P-Note is intended to reflect the performance of the underlying equity securities on a one-to-one basis so that investors will not normally gain or lose more in absolute terms than they would have made or lost had they invested in the underlying securities directly, the performance results of P-Notes will not replicate exactly the performance of the issuers or markets that the P-Notes seek to replicate due to transaction costs and other expenses. P-Notes represent unsecured, unsubordinated contractual rights of the issuer and do not confer any right, title or interest in respect to the underlying equity securities or provide rights against the issuer of the underlying securities. For this reason, in addition to the risks normally associated with a direct investment in the underlying securities, P-Notes are subject to counterparty risk if the issuer of the P-Note is unable or refuses to perform under the terms of the P-Note and must rely on the creditworthiness of the counterparty for its investment returns on the P-Notes. While the holder of a P-Note is entitled to receive from the bank or broker-dealer any dividends or other distributions paid on the underlying securities, the holder is not entitled to the same rights as an owner of the underlying securities, such as voting rights. P-Notes are also not traded on exchanges, are privately issued, and may be illiquid. There can be no assurance that the trading price or value of P-Notes will equal the value of the underlying value of the equity securities they seek to replicate.

Description of Principal Investment Risks — (Continued)

Credit Default Swaps Risk. The High Income Fund may enter into credit default swap agreements. The “buyer” in a credit default swap contract is obligated to pay the “seller” a periodic stream of payments over the term of the contract, provided no event of default has occurred. In the event of default, the seller must pay the buyer the “par value” (full notional value) of the reference obligation in exchange for the reference obligation. The Fund may be either the buyer or seller in the transaction. If the Fund is a buyer and no event of default occurs, the Fund loses its investment and recovers nothing. However, if an event of default occurs, the buyer receives full notional value for a reference obligation that may have little or no value. As a seller, the Fund receives a fixed rate of income throughout the term of the contract, provided there is no default event. If an event of default occurs, the seller is normally obligated to pay the notional value of the reference obligation. The value of the reference obligation received by the seller, coupled with the periodic payments previously received may be less than the full notional value it pays to the buyer, resulting in a loss of value to the Fund. Credit default swaps involve greater risks than if the Fund had invested in the reference obligation directly. In addition to general market risks, credit default swaps are subject to illiquidity risk, counterparty risk and credit risks. If the Fund writes a credit default swap, it would normally be required to segregate liquid assets equal in value to the notional value of the reference obligation.

Total Return Swaps Risk. The High Income Fund may enter into total return swap agreements. Total return swap is the generic name for any non-traditional swap where one party agrees to pay the other the “total return” of a defined underlying asset, usually in return for receiving a stream of cash flows based on a reference rate such as Secured Overnight Financing Rate (“SOFR”) or an alternative reference rate. A total return swap may be applied to any underlying asset but is most commonly used with equity indices, single stocks, bonds and defined portfolios of loans and mortgages. Total return swap is a mechanism for the user to accept the economic benefits of asset ownership without utilizing the balance sheet. The other leg of the swap is spread to reflect the non-balance sheet nature of the product. No notional amounts are exchanged with total return swaps. The total return receiver assumes the entire economic exposure – that is, both market and credit exposure – to the reference asset. The total return payer – often the owner of the reference obligation – gives up economic exposure to the performance of the reference asset and in return takes on counterparty credit exposure to the total return receiver in the event of a default or fall in value of the reference asset.

Emerging Markets Risk

Emerging market countries are those with immature economic and political structures, and investing in emerging markets entails greater risk than in developed markets. Emerging markets may be under-capitalized, have less developed legal and financial systems or have less stable currencies than markets in the developed world. Emerging market securities are securities that are issued by companies with their principal place of business or principal office in an emerging market country; or securities issued by companies for which the principal securities trading market is an emerging market country. Emerging market securities typically present even greater exposure to the risks described under “Foreign Investment Risk” and may be particularly sensitive to certain economic changes. For example, emerging market countries are more often dependent on international trade and are therefore often vulnerable to recessions in other countries. Emerging markets may have obsolete financial systems and volatile currencies, and may be more sensitive than more mature markets to a variety of economic factors. Emerging market securities also may be less liquid than securities of more developed countries and could be difficult to sell, particularly during a market downturn.

Economies in emerging market countries may also be more susceptible to natural and man-made disasters, such as earthquakes, tsunamis, terrorist attacks, or adverse changes in climate or weather. In addition, many developing countries with less established health care systems have experienced outbreaks of pandemic or contagious diseases from time to time, including, but not limited to, COVID-19, Ebola, Zika, avian flu, severe acute respiratory syndrome, and Middle East Respiratory Syndrome. The risks of such phenomena and resulting social, political, economic and environmental damage cannot be quantified. These events can exacerbate market volatility as well as impair economic activity, which can have both short- and immediate-term effects on the valuations of the companies and issuers in which the Funds invest.

Among other risks of investing in emerging market countries are the variable quality and reliability of financial information and related audits of companies. In some cases, financial information and related audits can be unreliable and not subject to verification. Auditing firms in some of these

markets are not subject to independent inspection or oversight of audit quality. This can result in investment decisions being made based on flawed or misleading information. Additionally, investors may have substantial difficulties in bringing legal actions to enforce or protect investors' rights, which can increase the risks of loss. The Funds define an emerging market country as any country that is included in the MSCI Emerging Markets Index.

Equity Securities Risk

The value of equity securities may fluctuate, sometimes rapidly and unexpectedly, due to various factors, including factors affecting the general market, such as adverse changes in economic conditions, the general outlook for corporate earnings, interest rates or investor sentiment. Equity securities may also lose value because of factors affecting an entire industry or sector, such as increases in production costs, and factors directly related to a specific company, such as significant decisions made by its management. Certain equity securities may decline in value even during periods when the prices of equity securities in general are rising, or may not perform as well as the market in general. The prices of equity securities may also experience greater volatility during periods of challenging market conditions such as the one that the market recently experienced. This risk is greater for small- and medium-sized companies, which tend to be more vulnerable to adverse developments than larger companies. See also "Additional Investment Risks – Additional Risks Related to U.S. Equity Securities" below.

Europe Investing Risk

Each of the Global Select Fund and International Fund may invest a significant portion of its assets in European issuers. The economies of countries in Europe are in different stages of economic development and are often closely connected and interdependent, and events in one country in Europe can have an adverse impact on other European countries. Efforts by the member countries of the European Union ("EU") to continue to unify their economic and monetary policies may increase the potential for similarities in the movements of European markets and reduce the potential investment benefits of diversification within the region. However, the substance of these policies may not address the needs of all European economies. European financial markets have in recent years experienced increased volatility due to concerns with some countries' high levels of sovereign debt, budget deficits and unemployment. The United Kingdom ("UK") formally withdrew from the EU on January 31, 2020 (a process commonly referred to as "Brexit"). While the long-term consequences of Brexit remain unclear, Brexit has already resulted in periods of volatility in European and global financial markets. There remains significant market uncertainty regarding Brexit's ramifications, and the range and potential implications of possible political, regulatory, economic and market outcomes are difficult to predict and could potentially have an adverse effect on the value of a Fund's investments. The consequences of the UK's or another country's exit from the EU and/or Eurozone could also threaten the stability of the Euro for remaining countries and could negatively affect the financial markets of other countries in the European region and beyond. In addition, the ongoing war in Ukraine and the resulting sanctions against Russia could adversely affect global energy and financial markets and thus could affect the value of a Fund's investments, even beyond any direct exposure the Fund may have to Russian issuers or the adjoining geographic regions. While many countries in western Europe are considered to have developed markets, many eastern European countries are less developed, and investments in eastern European countries, even if denominated in Euros, may involve special risks associated with investments in emerging markets.

Financial Sector Risk

Certain of the Funds, through the implementation of their respective investment strategies, may from time to time invest a significant portion of their assets in the financial sector. The financial sector can be significantly affected by changes in interest rates, government regulation, the rate of defaults on corporate, consumer and government debt, the availability and cost of capital, and the impact of more stringent capital requirements. Financial services companies are subject to extensive governmental regulation which may limit both the amounts and types of loans and other financial commitments they can make, the interest rates and fees they can charge, the scope of their activities, the prices they can charge and the amount of capital they must maintain. Profitability is largely dependent on the availability and cost of capital funds, and can fluctuate significantly when interest rates change or due to increased competition. The Funds may be adversely affected by events or developments negatively impacting the financial sector. For example, events in the financial sector may cause an unusually high degree of volatility in the financial markets, both domestic and foreign, and cause certain financial services companies, including banks, to incur losses. If the Funds focus their investments in banks or bank-related companies, the Funds will be sensitive to adverse developments in the banking industry (domestic

Description of Principal Investment Risks — (Continued)

or foreign). Banks can be particularly susceptible to, among other things, adverse legislative, regulatory and monetary policy changes, interest rate movements, the availability of capital and cost to borrow, the rate of debt defaults, and developments in the real estate market.

Fixed Income Securities Risk

Interest rates may go up resulting in a decrease in value of the securities held by a Fund. Fixed income securities held by a Fund are also subject to interest rate risk, credit risk, call risk and liquidity risk, which are more fully described below.

Credit Risk. Fixed income securities are generally subject to the risk that the issuer may be unable to make principal and interest payments when they are due. There is also the risk that the securities could lose value because of a loss of confidence in the ability of the borrower to pay back debt. Lower rated fixed income securities involve greater credit risk, including the possibility of default or bankruptcy. Nationally recognized statistical rating organizations (“NRSROs”) provide ratings on fixed income securities based on their analyses of information they deem relevant. If a fixed income security is unrated, a sub-advisor may determine the quality of the security based on its own analysis. Ratings are essentially opinions or judgments of the credit quality of an issuer and may prove to be inaccurate. In addition, there may be a delay between events or circumstances adversely affecting the ability of an issuer to pay interest and/or repay principal and a sub-advisor’s or a NRSRO’s decision to downgrade a security.

Interest Rate Risk. Fixed income securities are subject to the risk that the securities could lose value because of interest rate changes. For example, bonds tend to decrease in value if interest rates rise. Fixed income securities with longer maturities sometimes offer higher yields but are subject to greater price shifts as a result of interest rate changes than debt securities with shorter maturities. A fund with a longer average portfolio duration will be more sensitive to changes in interest rates than a fund with a shorter average portfolio duration. Potential future changes in government and/or central bank monetary policy and action may also affect the level of interest rates. Recently, there have been inflationary price movements, which have caused the fixed income securities markets to experience heightened levels of interest volatility and liquidity risk. Monetary policy measures have in the past, and may in the future, exacerbate risks associated with rising interest rates. A wide variety of factors can cause interest rates to rise (e.g., central bank monetary policies, inflation rates, or general economic conditions).

Call Risk. During periods of declining interest rates, a bond issuer may “call,” or repay, its high yielding bonds before their maturity dates. A Fund would then be forced to invest the unanticipated proceeds at lower interest rates, resulting in a decline in its income.

Liquidity Risk. Trading opportunities are more limited for fixed income securities that have not received any credit ratings, have received ratings below investment grade or are not widely held. These features make it more difficult to sell or buy a security at a favorable price or time. Consequently, a Fund may have to accept a lower price to sell a security, sell other securities to raise cash or give up an investment opportunity, any of which could have a negative effect on its performance. Infrequent trading of securities may also lead to an increase in their price volatility. Liquidity risk also refers to the possibility that a Fund may not be able to sell a security or close out an investment contract when a sub-advisor believes it prudent to do so. If this happens, a Fund will be required to hold the security or keep the position open, and it could incur losses.

Prepayment and Extension Risk. Many types of fixed income securities are subject to prepayment risk. Prepayment occurs when the issuer of a fixed income security can repay principal prior to the security’s maturity. Securities subject to prepayment can offer less potential for gains during a declining interest rate environment and similar or greater potential for loss in a rising interest rate environment. In addition, the potential impact of prepayment features on the price of a fixed income security can be difficult to predict and result in greater volatility. On the other hand, rising interest rates could cause prepayments of the obligations to decrease, extending the life of mortgage- and asset-backed securities with lower payment rates. This is known as extension risk and may increase a Fund’s sensitivity to rising rates and its potential for price declines.

Foreign Investment Risk

Investing in foreign (non-U.S) securities may expose the Funds to risks not typically associated with U.S. investments. These risks include, among others, adverse fluctuations in currency conversion rate, currency blockages, and adverse political, social and economic developments affecting a foreign country. In addition, foreign securities may have less publicly available information and may be more volatile and/or less liquid. Investments in foreign securities could also be affected by factors such as differences in financial reporting, accounting and auditing standards, nationalization, expropriation or confiscatory taxation, smaller and less-strict regulation of securities markets, restrictions on receiving investment proceeds from a foreign country, and potential difficulties in enforcing contractual obligations. Economies in foreign countries may also be more susceptible to natural and man-made disasters, such as earthquakes, tsunamis, terrorist attacks, or adverse changes in climate or weather. In addition, many foreign countries with less established health care systems have experienced outbreaks of pandemic or contagious diseases from time to time, including, but not limited to, COVID-19, Ebola, Zika, avian flu, severe acute respiratory syndrome and Middle East Respiratory Syndrome. The risks of such phenomena and resulting social, political, economic and environmental damage cannot be quantified. These events can exacerbate market volatility as well as impair economic activity, which can have both short- and immediate-term effects on the valuations of the companies and issuers in which the Funds invest. These risks are greater in the emerging markets. Additional information about the risks of emerging markets is described above under “Emerging Markets Risk.”

The current political climate has intensified concerns about trade tariffs and a potential trade war between the United States and certain foreign countries, including China, Mexico and Canada, among others. These consequences may trigger a significant reduction in international trade, shortages or oversupply of certain manufactured goods, substantial price increases or decreases of goods, inflationary pressures, and possible failure of individual companies and/or large segments of the foreign export industry with a potentially negative impact to the Funds.

The International Fund invests a significant portion of its assets in issuers based in Western Europe and the United Kingdom (“UK”). The economies of countries in Europe are often closely connected and interdependent, and events in one country in Europe can have an adverse impact on other European countries. Efforts by the member countries of the European Union (“EU”) to continue to unify their economic and monetary policies may increase the potential for similarities in the movements of European markets and reduce the potential investment benefits of diversification within the region. However, the substance of these policies may not address the needs of all European economies. European financial markets have in recent years experienced increased volatility due to concerns with some countries’ high levels of sovereign debt, budget deficits and unemployment. Markets have also been affected by the withdrawal of the UK from the EU on January 31, 2020 (an event commonly known as “Brexit”). There remains uncertainty surrounding the ultimate impact of Brexit on the UK, the EU and the broader global economy. An exit by any member countries from the EU or the Economic and Monetary Union of the EU, or even the prospect of such an exit, could lead to increased volatility in European markets and negatively affect investments both in issuers in the exiting country and throughout Europe. In addition, the ongoing war in Ukraine and the resulting sanctions against Russia have adversely affected and may continue to adversely affect global energy and financial markets and thus could affect the value of a Fund’s investments, even beyond any direct exposure a Fund may have to Russian issuers or the adjoining geographic regions. The extent and duration of the military action, sanctions and resulting market disruptions are impossible to predict, but could be substantial. Further, the ongoing conflict among Israel, Hamas and other militant groups in the Middle East could have a negative impact on the economy and business activity globally.

Geopolitical Events Risk

The increasing interconnectivity between global economies and financial markets increases the likelihood that events or conditions in one region or financial market may adversely impact issuers in a different country, region or financial market. Securities in a Fund’s portfolio may underperform due to inflation (or expectations for inflation), interest rates, global demand for particular products or resources, trade disputes, supply chain disruptions, natural disasters, climate change and climate-related events, pandemics, epidemics, terrorism, cybersecurity events, regulatory events and governmental or quasi-governmental actions. The occurrence of global events similar to those in recent years, such as terrorist attacks around the world, territorial invasions and global economic sanctions implemented in response, natural disasters, social and political discord or

Description of Principal Investment Risks — (Continued)

debt crises and downgrades, among others, may result in market volatility and may have long-term effects on both the U.S. and global financial markets. For example, military conflicts and wars, such as Russia's invasion of Ukraine and the war among Israel, Hamas and other militant groups in the Middle East, have increased tensions in Europe and the Middle East and have caused and could continue to cause market disruptions in the regions and globally. It is difficult to predict when similar events affecting the U.S. or global financial markets may occur, the effects that such events may have and the duration of those effects. Any such event(s) could have a significant adverse impact on the value and risk profile of a Fund's portfolio.

In addition, global pandemics such as the novel coronavirus (COVID-19) can have severe negative impacts on markets worldwide. It is not known how long such impacts, or any future impacts of new public health crises will or would last, but there could be a prolonged period of global economic slowdown, which may impact your investment in the Funds. The U.S. government and the Federal Reserve, as well as certain foreign governments and central banks, took extraordinary actions to support local and global economies and the financial markets in response to the COVID-19 pandemic. This and other government intervention into the economy and financial markets may not work as intended, and have resulted in a large expansion of government deficits and debt, the long-term consequences of which are not known.

Therefore, the Funds could lose money over short periods due to short-term market movements and over longer periods during more prolonged market downturns. During a general market downturn, multiple asset classes may be negatively affected. Changes in market conditions and interest rates can have the same impact on all types of securities and instruments. In times of severe market disruptions, you could lose your entire investment.

Growth Investing Risk

Growth stocks, as a group, may be out of favor with the market and underperform value stocks or the overall equity market. Growth stocks are generally more sensitive to market movements than other types of stocks primarily because their prices are based heavily on the future expectations of the economy and the stock's issuing company.

Healthcare Sector Risk

Certain of the Funds, through the implementation of their respective investment strategies, may from time to time invest a significant portion of their assets in the healthcare sector. Companies in the healthcare sector may be affected by the overall economic conditions as well as by factors particular to the healthcare sector. Those factors include extensive government regulation; restrictions on government reimbursement for medical expenses; rising costs of medical products, services and facilities; pricing pressure; an increased emphasis on outpatient services; limited number of products and product obsolescence due to industry innovation; changes in technologies and other market developments. A major source of revenue for the healthcare sector is payments from Medicare and Medicaid programs. As a result, the sector is sensitive to legislative changes and reductions in governmental spending for such programs, as well as state or local healthcare reform measures. Companies in the healthcare sector depend heavily on patent protection. The process of obtaining patent approval can be long and costly, and the expiration of patents may adversely affect the profitability of companies in this sector. Healthcare companies also are subject to extensive litigation based on product liability and similar claims. Healthcare companies are subject to competitive forces that may make raising prices difficult and, at times, may result in price discounting. In addition, companies in the healthcare sector may be thinly capitalized and therefore may be more susceptible to product obsolescence.

High-Yield Fixed Income Securities Risk

The fixed income securities held by the APA Enhanced Income Municipal Fund that are rated below investment grade are subject to additional risk factors such as increased possibility of default, illiquidity of the security, and changes in value based on public perception of the issuer. Such securities are generally considered speculative because they present a greater risk of loss, including default, than higher quality debt securities. In times of declining interest rates, the APA Enhanced Income Municipal Fund's higher yielding securities will be prepaid, and the Fund will have to replace them with securities having a lower yield. Rising interest rates could extend the life of securities with lower payment rates. This is known as extension risk and may increase the APA Enhanced Income Municipal Fund's sensitivity to rising rates and its potential for price declines.

Industrial Sector Risk

Certain of the Funds, through the implementation of their respective investment strategies, may from time to time invest a significant portion of their assets in the industrial sector. Stock prices for the types of companies included in the industrial sector are affected by supply and demand both for their specific product or service and for industrial sector products in general. Government regulation, world events and economic conditions, technological developments and liabilities for environmental damage and general civil liabilities will likewise affect the performance of these

companies. Aerospace and defense companies, a component of the industrial sector, can be significantly affected by government spending policies because companies involved in this industry rely to a significant extent on U.S. and foreign government demand for their products and services. Thus, the financial condition of, and investor interest in, aerospace and defense companies are heavily influenced by governmental spending policies which are typically under pressure from efforts to control the U.S. (and other) government budgets. Transportation stocks, a component of the industrial sector, are cyclical and have occasional sharp price movements which may result from changes in the economy, fuel prices, labor agreements and insurance costs.

**Investment in Investment
Companies Risk**

The High Income Fund and its shareholders may incur the pro rata share of the expenses of the underlying investment companies or vehicles in which the Fund invests, such as investment advisory and other management expenses, and shareholders will incur the operating expenses of these investment vehicles. In addition, the High Income Fund will be subject to those risks affecting the investment vehicle, including the effects of business and regulatory developments that affect an underlying investment company or vehicle or the investment company industry generally as well as the possibility that the value of the underlying securities held by the investment vehicle could decrease or the portfolio becomes illiquid. Shares of investment vehicles that trade on an exchange may trade at a discount or premium from their net asset value. The purchase of shares of some investment companies (such as CEFs and ETFs) may require the payment of substantial premiums above the value of such companies' portfolio securities or net asset values.

The High Income Fund may, from time to time, invest a portion of its assets in investment companies advised by a sub-advisor, or an affiliate of the sub-advisor.

An underlying investment vehicle may buy the same securities that another underlying investment vehicle sells. If this happens, an investor in the High Income Fund would indirectly bear the costs of these trades without accomplishing any investment purpose. In addition, certain of the underlying investment vehicles may hold common portfolio positions, thereby reducing the diversification benefits of an asset allocation style. The underlying investment vehicles may engage in investment strategies or invest in specific investments in which the High Income Fund would not engage or invest directly.

The performance of those underlying investment vehicles, in turn, depends upon the performance of the securities in which they invest.

The underlying investment companies or other investment vehicles in which the High Income Fund invests are often institutional funds owned by a small number of shareholders and are thus also subject to the risk that shareholders redeem their shares rapidly, which may adversely affect the performance and liquidity of the underlying investment vehicles and the High Income Fund.

An investment by the High Income Fund in ETFs generally presents the same primary risks as an investment in a mutual fund. In addition, an investment in an ETF may be subject to additional risk, including: the ETF's shares may trade at a discount or premium relative to the net asset value of the shares; an active trading market may not develop for the ETF's shares; the listing exchange may halt trading of the ETF's shares; the ETF may fail to correctly track the referenced asset (if any); and the ETF may hold troubled securities in the referenced index or basket of investments. Shares of CEFs frequently trade at a discount to their net asset value. Investments in CEFs that elect to be regulated as BDCs may be subject to a high degree of risk.

BDCs typically invest in and lend to small and medium-sized private and certain public companies that may not have access to the public equity markets or capital raising. As a result, a BDC's portfolio typically will include a substantial amount of securities purchased in private placements, and its portfolio may carry risks similar to those of a private equity or private debt fund. Securities that are not publicly registered may be difficult to value and may be difficult to sell at a price representative of their intrinsic value. Small and medium-sized companies also may have fewer lines of business so that changes in any one line of business may have a greater impact on the value of their stock than is the case with a larger company. Some BDCs invest substantially, or even exclusively, in one sector or industry group and therefore carry risk of that particular sector or industry group. To the extent a BDC focuses its investments in a specific sector, the BDC will be susceptible to adverse conditions and economic or regulatory occurrences affecting the specific

Description of Principal Investment Risks — (Continued)

sector or industry group, which tends to increase volatility and result in higher risk. Investments in BDCs are subject to various other risks, including management's ability to meet the BDC's investment objective and to manage the BDC's portfolio when the underlying securities are redeemed or sold, during periods of market turmoil and as investors' perceptions regarding a BDC or its underlying investments change. BDC shares are not redeemable at the option of the BDC shareholder and, as with shares of other closed-end funds, they may trade in the secondary market at a discount to their NAV.

Investment in Loans Risk

The High Income Fund may invest in loans, such as syndicated bank loans and other direct lending opportunities, senior floating rate loans, secured and unsecured loans, second lien or more junior loans, bridge loans, revolving credit facilities and unfunded commitments. Loans may incur some of the same risks as other debt securities, such as prepayment risk, credit risk, interest rate risk, liquidity risk and risks found with high yield securities. The terms of certain loan agreements may cause certain loans to be particularly sensitive to changes in benchmark interest rates. Although some loans are secured by collateral, the collateral may be difficult to liquidate and the value of the collateral can decline or be insufficient or unavailable to meet the obligation of the borrower. Certain loans have the benefit of restrictive covenants that limit the ability of the borrower to further encumber its assets or incur other debt obligations. To the extent a loan does not have such covenants, an investment in the loan may be particularly sensitive to the risks associated with loan investments. The High Income Fund's interest in a particular loan and/or in a particular collateral securing a loan may be subordinate to the interests of other creditors of the obligor. As a result, a loan may not be fully collateralized (and may be uncollateralized) and can decline significantly in value, which may result in the Fund not receiving payments to which it is entitled on a timely basis or at all. In addition, the High Income Fund may have limited rights to exercise remedies against collateral or against an obligor when payments are delayed or missed.

Loans may offer a fixed rate or floating rate of interest. Loans may decline in value if their interest rates do not rise as much or as fast as interest rates in general. In addition, to the extent the High Income Fund holds a loan through a financial intermediary, or relies on a financial intermediary to administer the loan, the Fund's investment, including receipt of principal and interest relating to the loan, will be subject to the credit risk of the intermediary.

Loans are subject to the risk that the scheduled interest or principal payments will not be paid. Lower-rated loans and debt securities (those of less than investment grade quality) involve greater risk of default on interest and principal payments than higher-rated loans and securities. In the event that a non-payment occurs, the value of that obligation likely will decline. Loans and other debt instruments rated below "BBB" category by S&P or "Baa" category by Moody's or unrated but assessed of similar quality are considered to have speculative characteristics and are commonly referred to as "junk bonds." Junk bonds entail default and other risks greater than those associated with higher-rated securities.

Loans are vulnerable to market sentiment such that economic conditions or other events may reduce the demand for loans and cause their value to decline rapidly and unpredictably. Many loan interests are subject to restrictions on transfer that may limit the ability of the High Income Fund to sell the interests at an advantageous time or price. Furthermore, while the resale, or secondary, market for loans is growing, it is currently limited. There is no organized exchange or board of trade on which loans are traded. Loans often trade in large denominations (typically \$1 million and higher), and trades can be infrequent. The market has limited transparency so that information about actual trades may be difficult to obtain. Accordingly, some of the loans in which the High Income Fund may invest will be relatively illiquid and difficult to value. Loans are often subject to restrictions on resale or assignment. They may have difficulty in disposing of loans in a favorable or timely fashion, which could result in losses to the High Income Fund. Transactions in loans are often subject to long settlement periods (in excess of the standard T+2 days settlement cycle for most securities and often longer than seven days). As a result, sale proceeds potentially will not be available to the High Income Fund to make additional investments or to use proceeds to meet its current redemption obligations. The High Income Fund thus is subject to the risk of selling other investments at disadvantageous times or prices, taking other actions necessary to raise cash to meet its redemption obligations such as borrowing from a bank or holding additional cash.

Loans may be issued in connection with highly leveraged transactions, such as restructurings, leveraged buyouts, leveraged recapitalizations and acquisition financing. In such highly leveraged transactions, the borrower assumes large amounts of debt in order to have the financial resources to attempt to achieve its business objectives. Accordingly, such loans may be part of highly leveraged transactions and involve a significant risk that the borrower may default or go into bankruptcy or become insolvent. Bankruptcy or other court proceedings may delay, limit or negate the High Income Fund's ability to collect payments on its loan investments or otherwise adversely affect the Fund's rights in collateral relating to the loan and the Fund may need to retain legal or similar counsel to help in seeking to enforce its rights. In addition, if the High Income Fund holds certain loans, the Fund may be required to exercise its rights collectively with other creditors or through an agent or other intermediary acting on behalf of multiple creditors, and the value of the Fund's investment may decline or otherwise be adversely affected by delays or other risks associated with such collective procedures.

The High Income Fund values its assets on each business day that the New York Stock Exchange is open. However, because the secondary market for loans is limited and trading may be irregular, they may be difficult to value. Market quotations may not be readily available for some loans or may be volatile and/or subject to large spreads between bid and ask prices, and valuation may require more research than for other securities. In addition, elements of judgment may play a greater role in valuation than for securities with a more active secondary market, because there is less reliable, objective market value data available. In certain circumstances, the sub-advisor or its affiliates (including on behalf of clients other than the High Income Fund) or the Fund may be in possession of material non-public information about a borrower as a result of its ownership of a loan and/or corporate debt security of a borrower. Because U.S. laws and regulations generally prohibit trading in securities of issuers while in possession of material, non-public information, the High Income Fund might be unable to trade securities or other instruments issued by the borrower when it would otherwise be advantageous to do so and, as such, could incur a loss. In circumstances when the sub-advisor or the High Income Fund determines not to receive non-public information about a borrower for loan investments, the Fund may be disadvantaged relative to other investors and the Fund may not take advantage of other investment opportunities that it may otherwise have. In addition, loans and other similar instruments may not be considered "securities" and, as a result, the High Income Fund may not be entitled to rely on the anti-fraud protections under the federal securities laws and instead may have to resort to state law and direct claims. The sub-advisor or its affiliates may participate in the primary and secondary market for loans or other transactions with possible borrowers. As a result, the High Income Fund may be legally restricted from acquiring some loans and from participating in a restructuring of a loan or other similar instrument.

Investment Selection Risk

The Sub-Advisors' portfolio managers may select investments that underperform, and investors' Fund shares may decline in value. This risk may be more significant when sub-advisors concentrate their holdings in a limited number of securities as may be the case in a Fund because concentration can magnify the potential for gains and losses from individual securities. The specific investments held in a Fund's investment portfolio may underperform other funds in the same asset class or benchmarks that are representative of the general performance of the asset class because of a portfolio manager's choice of securities. This risk may be greater for multi-manager funds compared to funds with a single manager because multi-manager funds may have more portfolio managers making investment selections independent of one another.

Leverage Risk

Leverage may result from certain transactions, including the use of derivatives and borrowing, particularly with respect to the High Income Fund. Although leverage creates an opportunity for increased income and gain, it also creates certain risks. For example, the use of leverage may cause the effect of an increase or decrease in the value of a Fund's portfolio securities to be magnified and the Fund to be more volatile than if leverage was not used. Under normal circumstances, the High Income Fund may each borrow amounts up to one third of the value of its total assets except that it may exceed this limit to satisfy redemption requests or for other temporary purposes.

Description of Principal Investment Risks — (Continued)

Liquidity and Valuation Risk	<p>It may be difficult for the High Income Fund to purchase and sell particular investments within a reasonable time at a fair price, or the price at which it has been valued by iM Global for purposes of the Fund's net asset value, causing the Fund to be less liquid and unable to realize what iM Global believes should be the price of the investment. Valuation of portfolio investments may be difficult, such as during periods of market turmoil or reduced liquidity, and for investments that may, for example, trade infrequently or irregularly. In these and other circumstances, an investment may be valued using fair value methodologies, which are inherently subjective, reflect good faith judgments based on available information and may not accurately estimate the price at which the High Income Fund could sell the investment at that time. These risks may be heightened for fixed-income instruments because of the near historically low interest rate environment as of the date of this prospectus. Based on its investment strategies, a significant portion of the High Income Fund's investments can be difficult to value and potentially less liquid and thus particularly prone to the foregoing risks.</p>
Market Risk	<p>The market prices of securities owned by a Fund may go up or down, sometimes rapidly or unpredictably. Securities may decline in value or become illiquid due to factors affecting securities markets generally or particular industries represented in the securities markets. The value or liquidity of a security may decline due to general market conditions that are not specifically related to a particular company, such as real or perceived adverse economic conditions, changes in the general outlook for corporate earnings, changes in interest or currency rates or adverse investor sentiment generally. For instance, in recent years failures in the banking sector and inflationary pressures have caused significant disruption and volatility in U.S. and global markets. In addition, military conflicts and wars, such as Russia's invasion of Ukraine and the war among Israel, Hamas and other militant groups in the Middle East, have increased tensions in Europe and the Middle East and have caused and could continue to cause market disruptions in those regions and globally. Securities may also decline or become illiquid due to factors that affect a particular industry or industries, such as labor shortages or increased production costs and competitive conditions within an industry. During a general downturn in the securities markets, multiple asset classes may decline or become illiquid in value simultaneously. Natural disasters, public health emergencies (including pandemics and epidemics), terrorism and other global unforeseeable events may lead to instability in world economies and markets, may lead to increased volatility, and may have adverse long-term effects. The Funds cannot predict the effects of such unforeseeable events in the future on the economy, the markets or the Funds' investments.</p>
Mid-Sized Companies Risk	<p>Securities of companies with mid-sized market capitalizations are generally more volatile and less liquid than the securities of large-capitalization companies. Mid-sized companies may be more reliant on a few products, services or key personnel, which can make it riskier than investing in larger companies with more diverse product lines and structured management. Mid-sized companies may have relatively short operating histories or may be newer public companies. Some of these companies have more aggressive capital structures, including higher debt levels, than large-cap companies, or are involved in rapidly growing or changing industries and/or new technologies, which pose additional risks.</p>
Mortgage-Backed Securities Risk	<p>The High Income Fund may invest in mortgage-backed securities. Mortgage-backed securities represent participation interests in pools of residential mortgage loans purchased from individual lenders by a federal agency or originated and issued by private lenders. The values of some mortgage-backed securities may expose these Funds to a lower rate of return upon reinvestment of principal. When interest rates rise, the value of mortgage-related securities generally will decline; however, when interest rates are declining, the value of mortgage related-securities with prepayment features may not increase as much as other fixed income securities. The rate of prepayments on underlying mortgages will affect the price and volatility of a mortgage-related security, and may shorten or extend the effective maturity of the security beyond what was anticipated at the time of purchase. If unanticipated rates of prepayment on underlying mortgages increase the effective maturity of a mortgage-related security, the volatility of the security can be expected to increase. The value of these securities may fluctuate in response to the market's perception of the creditworthiness of the issuers. Additionally, although mortgages and mortgage-related securities are generally supported by some form of government or private guarantee and/or insurance, there is no assurance that private guarantors or insurers will meet their obligations. Mortgage-backed securities that are collateralized by a portfolio of mortgages or mortgage-related securities depend on the payments of principal and interest made by or through the underlying assets, which may not be sufficient to meet the payment obligations of the mortgage-backed securities.</p>

Multi Management Risk	Because portions of some Fund's assets are managed by different portfolio managers using different styles/strategies, a Fund could experience overlapping security transactions. Certain portfolio managers may be purchasing securities at the same time that other portfolio managers may be selling those same securities, which may lead to higher transaction expenses compared to a Fund using a single investment management style. iM Global's and the sub-advisors' judgments about the attractiveness, value and potential appreciation of a particular asset class or individual security in which a Fund invests may prove to be incorrect, and there is no guarantee that iM Global's or a sub-advisor's judgment will produce the desired results. In addition, a Fund may allocate its assets so as to under- or over-emphasize certain strategies or investments under market conditions that are not optimal, in which case the Fund's value may be adversely affected.
Municipal Market Risk	Factors unique to the municipal bond market may negatively affect the value of the APA Enhanced Income Municipal Fund's investment in municipal bonds. These factors include political or legislative changes, and uncertainties related to the tax status of the securities and the rights of investors in the securities. The APA Enhanced Income Municipal Fund may invest in a group of municipal obligations that are related in such a way that an economic, business, or political development affecting one would also affect the others. Some municipal obligations carry additional risk, such as those that are tied only to a specific stream of revenues. In addition, the municipal bond market, or portions thereof, may experience substantial volatility or become distressed, particularly during recessions or similar periods of economic stress, and individual bonds may go into default, which would lead to heightened risks of investing in municipal bonds generally. Actual or perceived changes in the financial health of the municipal market as a whole or in part may affect the valuation of debt securities held by the APA Enhanced Income Municipal Fund.
New Fund Risk	The APA Enhanced Income Municipal Fund is newly formed and has limited operating history for investors to evaluate. A new fund's performance may not represent how the fund is expected to or may perform in the long term. In addition, new funds may not attract sufficient assets to achieve investment and trading efficiencies. If a new fund were to fail to successfully implement its investment strategies or achieve its investment objective, performance may be negatively impacted, and any resulting liquidation could create negative transaction costs for the fund and tax consequences for investors.
Operational Risk	Operational risks include human error, changes in personnel, system changes, faults in communication, and failures in systems, technology, or processes. Various operational events or circumstances are outside the Advisor's or sub-advisor's control, including instances at third parties. The Funds, the Advisor and the sub-advisors seek to reduce these operational risks through controls and procedures. However, these measures do not address every possible risk and may be inadequate to address these risks.
Prepayment and Extension Risk	Many types of fixed income securities are subject to prepayment risk. Prepayment occurs when the issuer of a fixed income security can repay principal prior to the security's maturity. Securities subject to prepayment can offer less potential for gains during a declining interest rate environment and similar or greater potential for loss in a rising interest rate environment. In addition, the potential impact of prepayment features on the price of a fixed income security can be difficult to predict and result in greater volatility. On the other hand, rising interest rates could cause prepayments of the obligations to decrease, extending the life of mortgage- and asset-backed securities with lower payment rates. This is known as extension risk and may increase a Fund's sensitivity to rising rates and its potential for price declines.
Portfolio Turnover Risk	High portfolio turnover involves correspondingly greater expenses, including brokerage commissions or dealer mark-ups and other transaction costs on the sale of securities and reinvestments in other securities, which may result in adverse tax consequences to a Fund's shareholders. Certain of a Fund's investment strategies may result in it having higher portfolio turnover rates. Higher portfolio turnover may cause a Fund to experience increased transaction costs, dealer markups, brokerage expenses and other acquisition costs, and may cause shareholders to incur increased taxes on their investment in a Fund as compared to shareholders in investment companies that hold investments for longer periods. The portfolio managers do not consider portfolio turnover rate a limiting factor in making investment decisions on behalf of a Fund consistent with its investment objective and policies. Variations in portfolio turnover rates may be due to fluctuations in shareholder purchase, exchange and redemption transactions, market conditions or changes in the portfolio manager's outlook.

Description of Principal Investment Risks — (Continued)

Regulatory Risk	Governments, agencies or other regulatory bodies may adopt or change laws or regulations that could adversely affect the issuer, or market value, of an instrument held by a Fund or that could adversely impact a Fund's performance. Governmental and regulatory actions, including tax law changes, may also impair portfolio management and have unexpected or adverse consequences on particular markets, strategies, or investments. Policy and legislative changes in the United States and in other countries are affecting many aspects of financial regulation, and may in some instances contribute to decreased liquidity and increased volatility in the financial markets. The impact of these changes on the markets, and the practical implications for market participants, may not be fully known for some time.
Sector Weightings Risk	Although sector focus is not a principal strategy of a Fund, a Fund may from time to time emphasize investments in a particular sector as a result of the implementation of its principal investment strategies. To the extent that a Fund emphasizes investments in a particular sector, a Fund has the potential to be subject to a greater degree to the risks particular to that sector, including the sectors described below. Market conditions, interest rates, and economic, regulatory, or financial developments could significantly affect a single sector. By focusing its investments in a particular sector, a Fund may potentially face more risks than if it were diversified broadly over numerous sectors.
Securities Lending Risk	Securities lending involves possible delay in recovery of the securities or possible loss of rights in the collateral should the borrower fail financially. As a result, the value of a Fund's shares may fall. The value of Fund shares could also fall if a loan is called and the Fund is required to liquidate reinvested collateral at a loss or if the Fund is unable to reinvest cash collateral at rates which exceed the costs involved.
Short Sale Risk	Each Fund may sell securities short. A Fund may suffer a loss if it sells a security short and the value of the security does not go down as expected. The risk of loss is theoretically unlimited if the value of the security sold short continues to increase. Short sales expose a Fund to the risk that it may be compelled to buy the security sold short (also known as "covering" the short position) at a time when the security has appreciated in value, thus resulting in a loss to the Fund. A Fund's investment performance may also suffer if it is required to close out a short position earlier than it had intended. In addition, a Fund may be subject to expenses related to short sales that are not typically associated with investing in securities directly, such as costs of borrowing. These expenses may negatively impact the performance of the Fund. To meet current margin requirements, a Fund is required to deposit with the broker additional cash or securities so that the total deposit with the broker is maintained daily at 150% of the current market value of the securities sold short.
Smaller Companies Risk	Securities of companies with smaller market capitalizations are generally more volatile and less liquid than the securities of large-capitalization companies. Small- and mid-sized companies may be more reliant on a few products, services or key personnel, which can make it riskier than investing in larger companies with more diverse product lines and structured management. Smaller companies may have no or relatively short operating histories or may be newer public companies. Some of these companies have aggressive capital structures, including high debt levels, or are involved in rapidly growing or changing industries and/or new technologies, which pose additional risks.
Special Situations Risk	Investments in special situations (undervalued equities, merger arbitrage situations, distressed companies, etc.) may involve greater risks when compared to other investments a Fund may make due to a variety of factors. For example, mergers, acquisitions, reorganizations, liquidations or recapitalizations may fail or not be completed on the terms originally contemplated, and expected developments may not occur in a timely manner, if at all.
Technology Sector Risk	Certain of the Funds, through the implementation of their respective investment strategies, may from time to time invest a significant portion of their assets in the technology sector. Technology companies face competition and potentially rapid product obsolescence. They are also heavily dependent on intellectual property rights and may be adversely affected by the loss or impairment of those rights. Companies in the technology sector are facing increased government and regulatory scrutiny and may be subject to adverse government or regulatory action. Companies in the software industry may be adversely affected by, among other things, the decline or fluctuation of subscription renewal rates for their products and services and actual or perceived vulnerabilities

	<p>in their products or services. To the extent that the Fund emphasizes investments in the technology sector, the Fund has the potential to be subject to a greater degree to the risks particular to that sector.</p>
Unfavorable Tax Treatment Risk	<p>Various types of investments in which the High Income Fund may invest, including derivatives, mortgage related securities, and REITs, may cause the returns of those Funds to be in the form of net investment income or short-term capital gains, some of which may be distributed to shareholders and taxed at ordinary income tax rates. Therefore, shareholders may have a greater need to pay regular taxes than compared to other investment strategies that hold investments longer. Due to this investment strategy, it may be preferable for certain shareholders to invest in the High Income Fund through pre-tax or tax-deferred accounts as compared to investment through currently taxable accounts. Potential shareholders are encouraged to consult their tax advisors in this regard.</p>
U.S. Government and U.S. Agency Obligations Risk	<p>U.S. Government obligations include securities issued or guaranteed as to principal and interest by the U.S. Government, its agencies or instrumentalities, such as the U.S. Treasury. Payment of principal and interest on U.S. Government obligations may be backed by the full faith and credit of the United States or may be backed solely by the issuing or guaranteeing agency or instrumentality itself. In the latter case, the investor must look principally to the agency or instrumentality issuing or guaranteeing the obligation for ultimate repayment, which agency or instrumentality may be privately owned. There can be no assurance that the U.S. Government would provide financial support to its agencies or instrumentalities (including government-sponsored enterprises) where it is not obligated to do so. As a result, there is a risk that these entities will default on a financial obligation. For instance, securities issued by Ginnie Mae are supported by the full faith and credit of the U.S. government. Securities issued by Fannie Mae and Freddie Mac are supported only by the discretionary authority of the U.S. government. However, the obligations of Fannie Mae and Freddie Mac have been placed into conservatorship until the entities are restored to a solvent financial condition. Securities issued by the Student Loan Marketing Association or “Sallie Mae” are supported only by the credit of that agency. In addition, raising the ceiling on U.S. government debt has become increasingly politicized. Any failure to increase the total amount that the U.S. government is authorized to borrow could lead to a default on U.S. Government obligations, with unpredictable consequences for economies and markets in the United States and elsewhere.</p>
U.S. Trade Policy Risk	<p>In the U.S., the Trump administration recently enacted and proposed to enact significant new tariffs on imports from certain countries. Additionally, President Trump has directed various federal agencies to further evaluate key aspects of U.S. trade policy and there has been ongoing discussion and commentary regarding potential significant changes to U.S. trade policies, treaties and tariffs. There continues to exist significant uncertainty about the future relationship between the U.S. and other countries with respect to such trade policies, treaties and tariffs. These developments, or the perception that any of them could occur, may have a material adverse effect on global economic conditions and the stability of global financial markets, and may significantly reduce global trade and, in particular, trade between the impacted nations and the U.S. Any of these factors could depress economic activity and restrict a portfolio company’s access to suppliers or customers and have a material adverse effect on its business, financial condition or operations, which in turn could negatively impact a Fund.</p> <p>Some foreign governments have instituted retaliatory tariffs on certain U.S. goods and have indicated a willingness to impose additional tariffs on U.S. products in the future. In recent years, the U.S. and China have each been implementing increased tariffs on imports from each other, and the U.S. has also adopted certain targeted measures such as export controls or sanctions implicating Chinese companies and officials. While certain trade agreements have been agreed between the two countries, the trade dispute is still developing, and the U.S. and China have yet to reach a compromise. There remains much uncertainty as to whether the trade negotiations between the U.S. and China will be successful and how the trade dispute between the U.S. and China will progress. If the trade dispute between the U.S. and China continues or escalates, or if additional tariffs or trade restrictions are implemented by the U.S., China or other countries in connection with a global trade dispute or “trade war,” there could be material adverse effects on the global economy, and the Funds and their investments could be materially and adversely affected.</p>

Description of Principal Investment Risks — (Continued)

In addition, other countries have implemented or threatened retaliatory tariffs on certain U.S. products. Global trade disruption, significant introductions of trade barriers and bilateral trade frictions, together with any future downturns in the global economy resulting therefrom, could adversely affect the financial performance of a Fund and its investments. While certain countries may agree to trade deals to address disputes, continued trade disputes between countries may remain unresolved which would result in an ongoing source of instability, potentially resulting in significant currency fluctuations, and/or have other adverse effects on international markets, international trade agreements and/or other existing cross-border cooperation arrangements (whether economic, tax, fiscal, legal, regulatory or otherwise), which could present similar and/or additional potential risks and consequences for a Fund and its investments.

Value Stock Risk

Value stocks are stocks of companies that may have experienced adverse business or industry developments or may be subject to special risks that have caused the stocks to be out of favor and, in the opinion of the manager, undervalued. The value of a security believed by the manager to be undervalued may never reach what is believed to be its full (intrinsic) value, or such security's value may decrease.

Description of Additional Investment Risks

The following are additional or non-principal risks that also apply to investments in the Funds.

Risks Associated with U.S. Presidential Election

The impact of past and future U.S. presidential and other elections could create significant uncertainty with respect to legal, tax and regulatory regimes in which the Funds, as well as iM Global, will operate. In particular, in January 2025, Donald J. Trump became President of the U.S. and the Republican Party came into control of the U.S. Congress. The full scope of the government's executive, legislative and regulatory agenda is not yet fully known, though changes in U.S. policy resulting from the new administration could result in a number of changes to U.S. and non-U.S. economic, national security, fiscal, tax and other policies, as well as the global financial markets generally. Any significant changes in, among other things, economic policy (including with respect to interest rates, foreign trade and regulatory changes leading to greater availability of bank debt), the regulation of the asset management industry, tax law, immigration policy and/or government entitlement programs could have a material adverse impact on the financial markets and therefore on a Fund and its investments.

Additional Risks Related to U.S. Equity Securities

Although U.S. stocks have enjoyed many years of favorable returns, they have more recently experienced volatility based on political and economic events such as trade disputes. In addition, interest rate increases in the U.S. may adversely affect stocks. In September 2024, the Federal Reserve lowered interest rates for the first time since 2020. Changing interest rate environments (whether downward or upward) impact various sectors of the economy and asset classes in different ways. For example, low interest rate environments tend to be positive for the equity markets, whereas high interest rate environments tend to apply downward pressure on earnings and equity prices. In addition, raising the ceiling on U.S. government debt has become increasingly politicized. Any failure to increase the total amount that the U.S. government is authorized to borrow could lead to a default on U.S. government obligations, with unpredictable consequences for economies and markets in the United States and elsewhere.

Fund Management and Investment Styles

The Adviser, Multi-Manager Issues & Fees

The Adviser

The Funds are managed by iM Global Partner Fund Management, LLC (“iM Global”), 2301 Rosecrans Avenue, Suite 2150, El Segundo, California 90245. iM Global is wholly-owned by iM Global Partner SAS (France), which is beneficially owned by iM Square SAS, a Paris-based asset management business. iM Global has overall responsibility for assets under management, recommends the selection of managers as sub-advisors of the Funds (each, a “manager” or “sub-advisor”) to the Board of Trustees (the “Board”) of the Litman Gregory Funds Trust (the “Trust”), evaluates the performance of the managers, monitors changes at the managers’ organizations that may impact their abilities to deliver superior future performance, determines when to rebalance the managers’ assets and the amount of cash equivalents (if any) that may be held in addition to cash in each of the managers’ sub-portfolios, coordinates with the managers with respect to diversification and tax issues and oversees the operational aspects of the Funds.

Jack Chee is an Assistant Secretary of the Trust and the Co-Portfolio Manager of the Global Select Fund, the High Income Fund, the Small Company Fund, the iMGP International Fund, the iMGP Berkshire Dividend Growth ETF and the Polen Capital Global Growth ETF. The iMGP Berkshire Dividend Growth ETF and Polen Capital Global Growth ETF are series of the Trust that are offered through separate prospectuses. Mr. Chee is also the CIO Asset Management US of the Adviser.

Previously, Mr. Chee served as a Director and member of Litman Gregory Wealth Management (“LGWM”), an affiliate of the Adviser. Prior to joining WGAM in 2000, he was a Mutual Fund Analyst with Value Line Mutual Fund Survey. He has a BS degree in Mechanical Engineering from Drexel University.

Jason Steuerwalt is a Senior Research Analyst at the Adviser and the Co-Portfolio Manager of the High Income Fund. Prior to joining the Adviser in 2021, he was a Principal and Member of LGWM since 2013. Prior to that, Mr. Steuerwalt was a Vice President with Hall Capital Partners, focusing on absolute return hedge funds and opportunistic/private credit strategies.

Kiko Vallarta is the Co-Portfolio Manager of the Global Select Fund, the International Fund, and the iMGP Berkshire Dividend Growth ETF and serves as a Senior Vice President, Co-Head of Equity Strategies and Co-Portfolio Manager since 2021. Prior to that, he served as a VP – Portfolio Management at LGWM. Prior to joining LGWM in 2012, Vallarta was an associate at a San Diego-based registered investment adviser, providing investment analysis and client support to their team of investment advisors. He has a BS degree in Finance from San Diego State University, a MS degree in Financial Analysis and Investment Management from St. Mary’s College of California and is a CFA® charter holder.

Chee, Steuerwalt and Vallarta are the individuals at iM Global primarily responsible for monitoring the day-to-day activities of the portfolio managers at the sub-advisors and for overseeing all aspects of iM Global’s responsibilities with respect to the Funds.

Multi-Manager Structure

More on Multi-Management: The investment methods used by the managers in selecting securities for the Funds vary. The segment of each Fund’s portfolio managed by a manager will, under normal circumstances, differ from the segments managed by the other managers with respect to portfolio composition, turnover, issuer capitalization and issuer financial condition. Because security selections are made independently by each manager, it is possible that a security held by one portfolio segment may also be held by other portfolio segments of the Funds or that several managers may simultaneously favor the same industry segment. iM Global monitors the overall portfolio on an ongoing basis to ensure that such overlaps do not create an unintended industry concentration or result in lack of diversification.

iM Global is responsible for establishing the target allocation of Fund assets to each manager and may adjust the target allocations at its discretion. Market performance may result in allocation drift among the managers of a Fund. iM Global is responsible for periodically rebalancing the portfolios, the timing and degree of which will be determined by iM Global. Each manager independently selects the brokers and dealers to execute transactions for the segment of a Fund being managed by that manager. iM Global may at its discretion allow a manager to hold fewer or more than the specified number of holdings in its portfolio. The number of holdings may be the result of a manager’s investment decision, an involuntary spin-off by one of the companies held in the portfolio, the payment of a stock dividend or split in a separate class of stock, or a timing mismatch when buying or selling a portfolio security while selling or establishing a position in an existing security.

In the event a manager ceases to manage a segment of a Fund’s portfolio, iM Global will select a replacement manager or allocate the assets among the remaining managers. The securities that were held in the departing manager’s segment of the Fund’s portfolio may be allocated to and retained by another manager of the Fund or will be liquidated in an orderly manner, taking into account various factors, which may include but are not limited to the market for the security and the potential tax consequences. iM Global may also add additional managers in order to increase Fund diversification or capacity.

The SAI provides additional information about the compensation of each portfolio manager at each sub-advisor, other accounts managed by each portfolio manager, and each such portfolio manager’s ownership of securities of the Funds.

Temporary Defensive Positions: Under adverse market conditions or for temporary defensive purposes, a substantial part of each Fund’s total assets may be invested in cash or short-term, high-quality debt securities. To the extent that a Fund assumes a temporary defensive position, it may not achieve its investment objective during that time. Defensive positions may be initiated by the individual portfolio managers or by iM Global.

Multi-Manager Exemptive Order: The Trust and iM Global have obtained an exemptive order from the SEC that permits iM Global, subject to certain conditions, to hire, terminate and replace

managers with the approval of the Board only and without shareholder approval. iM Global has ultimate responsibility for the performance of the Funds due to its responsibility to oversee the Funds' managers and recommend their hiring, termination, and replacement. Within 60 days of the hiring of any new manager or the implementation of any proposed material change in a sub-advisory agreement with an existing manager, shareholders will be furnished information about the new manager or sub-advisory agreement that would be included in a proxy statement. The order also permits a Fund to disclose sub-advisory fees only in the aggregate in its registration statement. Pursuant to the order, shareholder approval is required before iM Global enters into any sub-advisory agreement with a manager that is affiliated with the Funds or iM Global.

Portfolio Holdings Information

A description of the Funds' policies and procedures regarding disclosure of the Funds' portfolio holdings can be found in the SAI, which can be obtained free of charge by contacting the Funds' transfer agent (the "Transfer Agent") at 1-800-960-0188.

Advisory Fees

Each Fund pays a monthly investment advisory fee to iM Global based on that Fund's average daily net assets. The table below illustrates the base fee rates payable to iM Global and the reduced fee rates payable on assets in excess of certain levels (breakpoints).

Fund	Advisory Fee (as a percentage of net assets)		Advisory Fee (as a dollar amount)
Global Select Fund			
	First \$750 million	0.85%	\$930,602
	Over \$750 million	0.75%	
International Fund			
	First \$1 billion	0.90%	\$1,842,368
	Over \$1 billion	0.80%	
High Income Fund			
	Up to \$1 billion	0.85%	\$973,535
	Between \$1 and \$2 billion	0.825%	
	Between \$2 and \$3 billion	0.80%	
	Between \$3 and \$4 billion	0.775%	
	Over \$4 billion	0.75%	
Small Company Fund			
	All net assets	0.80%	\$407,975
APA			
Enhanced Income Municipal Fund			
	All net assets	0.45%	\$85,500
Dolan McEniry Corporate Bond Fund			
	All net assets	0.42%	\$1,109,167

iM Global, not the Funds, is responsible for payment of the sub-advisory fees to the managers, each of whom is compensated monthly on the basis of the assets committed to its individual discretion. As of March 31, 2025, based on the assets of each Fund and the asset allocation targets, iM Global pays fees to the sub-advisors as follows, which may change in the future because assets and allocations will fluctuate:

Fund	Aggregate Gross Annual Fee Rates iM Global Pays to Sub-Advisors (%)	Aggregate Gross Annual Fee Rates iM Global Pays to Sub-Advisors (\$)
Global Select Fund	0.42%	\$394,180
International Fund	0.47%	\$744,188
High Income Fund	0.40%	\$641,730
Small Company Fund	0.55%	\$192,272
Enhanced Income Municipal Fund	0.35%	\$58,347
Dolan McEniry Corporate Bond Fund	0.31%	\$1,067,787

Through April 30, 2026 pursuant to a Restated Contractual Advisory Fee Waiver Agreement, most recently amended effective as of December 15, 2024 (the "Fee Waiver Agreement"), iM Global has agreed to waive a portion of its advisory fees for each Fund as follows: for the Global Select Fund, iM Global has agreed to waive a portion of its advisory fees so that after paying all of the sub-advisory fees, the net advisory fee as a percentage of the Fund's daily net assets retained by iM Global is 0.40% on the first \$750 million of the Fund's assets and 0.30% for assets over \$750 million; for the International Fund, iM Global has agreed to waive a portion of its advisory fees so that after paying all of the sub-advisory fees, the net advisory fee as a percentage of the International Fund's daily net assets retained by iM Global is 0.40% on the first \$1 billion of the International Fund's assets and 0.30% for assets over \$1 billion; for the High Income Fund, iM Global has agreed to waive a portion of its advisory fees so that after paying all of the sub-advisory fees, the net advisory fee as a percentage of the High Income Fund's daily net assets retained by iM Global is 0.40% on the first \$1 billion of assets, 0.375% on the next \$1 billion of assets, 0.35% on the next \$1 billion of assets, 0.325% on the next \$1 billion of assets and 0.30% on assets in excess of \$4 billion; and for the Small Company Fund, iM Global has agreed to waive a portion of its advisory fees so that after paying all of the sub-advisory fees, the net advisory fee as a percentage of the Small Company Fund's daily net assets retained by iM Global is 0.35%. This agreement may be terminated at any time by the Board of Trustees of the Litman Gregory Funds Trust (the "Trust") upon sixty (60) days' written notice to iM Global, and iM Global may decline to renew this agreement at its expiration on April 30, 2026 by written notice to the Trust at least thirty (30) days before the agreement's annual expiration date. iM Global has waived its right to receive reimbursement of the portion of its advisory fees waived pursuant to the Fee Waiver Agreement.

Pursuant to an Operating Expenses Limitation Agreement (the "Expenses Limitation Agreement"), iM Global has agreed to limit the operating expenses of the Global Select Fund, through April 30, 2026 (unless otherwise sooner terminated), to an annual

Fund Management and Investment Styles — (Continued)

rate of 0.98%. Any fee waiver or expense reimbursement made by iM Global pursuant to the Expenses Limitation Agreement is subject to the repayment by the Fund only within three (3) years, provided that the repayment does not cause the Global Select Fund's annual expense ratio to exceed the lesser of (i) the expense limitation applicable at the time of that fee waiver and/or expense reimbursement or (ii) the expense limitation in effect at the time of repayment, and the repayment is approved by the Board. Operating expenses referred to in this and the following paragraph include management fees payable to iM Global but exclude any taxes, interest, brokerage commissions, expenses incurred in connection with any merger or reorganization, borrowing costs (including commitment fees), dividend expenses, acquired fund fees and expenses and extraordinary expenses such as but not limited to litigation costs.

Pursuant to an Operating Expenses Limitation Agreement (the "Expenses Limitation Agreement"), iM Global has agreed to limit the operating expenses of the High Income Fund, through April 30, 2026 (unless otherwise sooner terminated), to an annual rate of 0.98%. Pursuant to this agreement, iM Global may recoup reduced fees and expenses only within three years from the end of the month in which the reimbursement took place, provided that the recoupment does not cause the High Income Fund's annual expense ratio to exceed the lesser of (i) the expense limitation applicable at the time of that fee waiver and/or expense reimbursement or (ii) the expense limitation in effect at the time of recoupment. Operating expenses referred to in this and the following paragraph include management fees payable to iM Global but exclude any taxes, interest, brokerage commissions, expenses incurred in connection with any merger or reorganization, borrowing costs (including commitment fees), dividend expenses, acquired fund fees and expenses and extraordinary expenses such as but not limited to litigation costs.

Pursuant to an Operating Expenses Limitation Agreement (the "Expenses Limitation Agreement"), iM Global has agreed to limit the operating expenses of the Small Company Fund, through April 30, 2026 (unless otherwise sooner terminated), to an annual rate of 1.15% (the "Small Company Expense Cap"). Pursuant to this agreement, iM Global may recoup reduced fees and expenses only within three years from the end of the month in which the reimbursement took place, provided that the recoupment does not cause the Small Company Fund's annual expense ratio to exceed the lesser of (i) the expense limitation applicable at the time of that fee waiver and/or expense reimbursement or (ii) the expense limitation in effect at the time of recoupment. Operating expenses referred to in this and the following paragraph include management fees payable to iM Global but exclude any taxes, interest, brokerage commissions, expenses incurred in connection with any merger or reorganization, borrowing costs (including commitment fees), dividend expenses, acquired fund fees and expenses and extraordinary expenses such as but not limited to litigation costs.

Pursuant to an Operating Expenses Limitation Agreement (the "Expenses Limitation Agreement"), iM Global has agreed to waive its management fees and/or reimburse the Dolan McEniry Corporate Bond Fund to ensure that the Total Annual Fund

Operating Expenses (excluding any front-end or contingent deferred loads, Rule 12b-1 plan fees, shareholder servicing plan fees, taxes, leverage (i.e., any expenses incurred in connection with borrowings made by the Fund), interest (including interest incurred in connection with bank and custody overdrafts), brokerage commissions and other transactional expenses incurred in connection with any merger or reorganization, dividends or interest on short positions, acquired fund fees and expenses or extraordinary expenses such as litigation (collectively, "Excludable Expenses")) do not exceed 0.62% of the Dolan McEniry Corporate Bond Fund's average daily net assets through April 30, 2026 for the Institutional Class shares. To the extent the Dolan McEniry Corporate Bond Fund incurs Excludable Expenses, Total Annual Fund Operating Expenses After Fee Waiver and/or Expense Reimbursement will exceed 0.62%. This agreement may be renewed for additional periods of one (1) year and may be terminated by the Board of the Trust upon sixty (60) days' written notice to iM Global. iM Global may also decline to renew this agreement by written notice to the Trust at least thirty (30) days before the renewal date. Pursuant to this agreement, iM Global may recoup reduced fees and expenses only within three years from the end of the month in which the reimbursement took place, provided that the recoupment does not cause the Dolan McEniry Corporate Bond Fund's annual expense ratio to exceed the lesser of (i) the expense limitation applicable at the time of that fee waiver and/or expense reimbursement or (ii) the expense limitation in effect at the time of recoupment.

Pursuant to a contractual operating expense limitation between the Advisor and the APA Enhanced Income Municipal Fund, the Advisor has agreed to waive its management fees and/or reimburse the Fund's to ensure that the Total Annual Fund Operating Expenses (excluding any front-end or contingent deferred loads, shareholder servicing plan fees, taxes, leverage (i.e., any expenses incurred in connection with borrowings made by the Fund), interest (including interest incurred in connection with bank and custody overdrafts), brokerage commissions and other transactional expenses incurred in connection with any merger or reorganization, dividends or interest on short positions, acquired fund fees and expenses or extraordinary expenses such as litigation (collectively, "Excludable Expenses")) do not exceed 0.59% of the Fund's average daily net assets through April 30, 2026. To the extent the Fund incurs Excludable Expenses, Total Annual Fund Operating Expenses After Fee Waiver and/or Expense Reimbursement will exceed 0.59%. This agreement may be renewed for additional periods of one (1) year and may be terminated by the Board upon sixty (60) days' written notice to the Advisor. The Advisor may also decline to renew this agreement by written notice to the Trust at least thirty (30) days before the renewal date. The Advisor may request recoupment of previously waived fees and paid expenses from the Fund for up to three years from the date such fees and expenses were waived or paid, if such reimbursement will not cause the Fund's total expense ratio to exceed the lesser of: (1) the expense limitation in place at the time of the waiver and/or expense payment; or (2) the expense limitation in place at the time of the recoupment.

In 2024, the advisory fees paid and net fees retained by iM Global with respect to the Funds, after fee waivers, expense reimbursements and breakpoint adjustments (collectively, “Fee Adjustments”), were as follows:

Fund	2024 Advisory Fees Paid by the Fund after Fee Adjustments (%)	2024 Advisory Fees Paid by the Fund after Fee Adjustments (\$)	2024 Aggregate Sub Advisory Fees Paid by iM Global to Sub-Advisors (%)	2024 Aggregate Sub Advisory Fees Paid by iM Global to Sub-Advisors(\$)	2024 Net Advisory Fees Retained by iM Global after Fee Adjustments and Payments to Sub-Advisors (%)	2024 Net Advisory Fees Retained by iM Global after Fee Adjustments and Payments to Sub-Advisors (\$)
Global Select Fund	0.64%	\$697,663	0.42%	\$459,687	0.22%	\$237,973
International Fund	0.87%	\$1,785,875	0.47%	\$970,641	0.40%	\$815,234
High Income Fund	0.51%	\$583,109	0.40%	\$457,930	0.11%	\$125,179
Small Company Fund	0.75%	\$381,488	0.55%	\$280,903	0.18%	\$93,987
Dolan McEniry Corporate Bond Fund	0.41%	\$1,095,366	0.31%	\$812,291	0.13%	\$355,096
Enhanced Income Municipal Fund	0.00%	\$(15,711)	0.00%	\$0	0.00%	\$(15,711)

A discussion regarding the Board’s basis for approving, the Funds’ investment advisory agreements with iM Global and each sub-advisor (other than with respect to the APA Enhanced Income Municipal Fund) is included in the Funds’ Form N-CSR for the period ended June 30, 2024. With respect to the APA Enhanced Income Municipal Fund, a discussion regarding the Board’s basis for approving the Fund’s investment advisory agreements with iM Global and APA is included in the Fund’s Form N-CSR for the period ended December 31, 2024.

iMGP Global Select Fund – Sub-Advisors

iMGP Global Select Fund Portfolio Managers

Damon Ficklin

Bryan Power, CFA

Polen Capital Management, LLC
1825 NW Corporate Boulevard, Suite 300
Boca Raton, FL 33431

Damon Ficklin and Bryan Power are the co-portfolio managers for one of the segments of the Global Select Fund's assets managed by Polen Capital Management, LLC ("Polen Capital"). Ficklin, Head of Team, Portfolio Manager and Analyst, is lead portfolio manager for the Global Growth strategy, and a member of the investment team at Polen Capital. Ficklin joined Polen Capital in 2003. From 2012 through June 30, 2019, Damon was a co-portfolio manager on the Focus Growth strategy. Prior to joining Polen Capital, Ficklin spent one year as an equity analyst at Morningstar. Prior to that, he spent four years as a tax consultant at PricewaterhouseCoopers. Ficklin earned a B.S., magna cum laude, in Accounting from the University of South Florida, an M.S.A. from Appalachian State University, and an M.B.A. with high honors from The University of Chicago Booth School of Business. Power joined Polen Capital in 2016. Prior to joining the firm, Power spent two years as an Associate in equity research and institutional equities at Oppenheimer & Co. Prior to that, he spent almost three years working in various equity related analytical roles at Bloomberg LP. Power received a B.A. in Economics and Business (cum laude) from Johns Hopkins University, where he was a student athlete, and earned an M.B.A. from The University of Chicago Booth School of Business. Power is a CFA® charterholder and member of the CFA Society of South Florida.

Approximately 50% of the Global Select Fund's assets are managed by Ficklin and Power. Ficklin and Power focus on investments in large capitalization companies (market capitalizations greater than \$10 billion at the time of purchase) that are located anywhere in the world, including companies in both developed and emerging markets, and, in their opinion, have a sustainable competitive advantage. In addition, Ficklin and Power may from time to time purchase a common stock, including the common stock of medium capitalization or "midcap" companies (market capitalizations greater than \$2 billion but less than \$10 billion at the time of purchase), if, in their opinion, the stock represents a particularly attractive investment opportunity.

In rendering investment advisory services to the Global Select Fund, Polen may use the portfolio management, research and other resources of a foreign (non-U.S.) affiliate of Polen Capital, Polen Capital UK LLP ("Polen Capital UK"), which may provide services to the Fund through a "participating affiliate" arrangement, as that term is used in relief granted by the staff of the U.S. Securities and Exchange Commission. Under this relief, U.S. registered investment advisers are allowed to use portfolio management or research resources of advisory affiliates subject to the regulatory supervision of the U.S. registered investment adviser.

Brian A. Krawez

Gabe Houston

Scharf Investments, LLC
16450 Los Gatos Boulevard, Suite 207
Los Gatos, CA 95032

Brian A. Krawez and Gabe Houston are the co-portfolio managers for the segment of the Global Select Fund's assets managed by Scharf Investments, LLC ("Scharf Investments"). Krawez is President, Investment Committee Chairman and Lead Equity Manager of Scharf Investments. He has been with Scharf Investments since 2007. Krawez earned both his Bachelor of Science degree and Master of Business Administration from the University of California at Berkeley. Houston serves as an Investment Committee member and Senior Research Analyst for Scharf Investments. He has been with the Adviser since 2006. Houston earned a Bachelor of Arts in business management economics from the University of California, Santa Cruz.

Approximately 50% of the Global Select Fund's assets are managed by Krawez and Houston. Krawez and Houston invest in equity securities of companies of all size market capitalizations and may occasionally invest in rights and warrants.

The SAI provides additional information about each sub-advisor's method of compensation for its portfolio managers, other accounts managed by the portfolio managers, and the portfolio managers' ownership of securities in the Global Select Fund.

iMGP International Fund – Sub-Advisors

iMGP International Fund Portfolio Managers

David G. Herro, CFA

Harris Associates L.P.
111 S. Wacker Drive
Suite 4600
Chicago, IL 60606

David G. Herro is the portfolio manager for the segment of the International Fund's assets managed by Harris Associates L.P. ("Harris"). Herro is Deputy Chairman, Chief Investment Officer—International Equities, and a portfolio manager at Harris. He has managed the Oakmark International Fund, the Oakmark International Small Cap Fund and the Oakmark Global Select Fund since their inception in 1992, 1995 and 2006, respectively. Herro has also managed the Oakmark Global Fund since 2016. Herro earned a B.S. degree in Accounting from the University of Wisconsin-Platteville and an M.A. degree from the University of Wisconsin-Milwaukee. He has been in the investment business since 1986. Harris has been a sub-advisor to the International Fund since the International Fund's inception in 1997.

Approximately 15% of the International Fund's assets are managed by Herro. Herro and Harris' portfolio management team employ Harris' value investment philosophy and process to manage his portion of the International Fund's assets. This value investment philosophy is based upon the belief that, over time, a company's stock price converges with Harris' estimate of the company's intrinsic value. By "intrinsic value," Harris means its estimate of the price a knowledgeable buyer would pay to acquire the entire business. In making its investment decisions, Harris uses a "bottom-up" approach focused on individual companies, rather than focusing on specific economic factors or specific industries.

The chief consideration in the selection of stocks is the size of the discount of a company's current stock price compared to Harris' estimate of the company's intrinsic value. In addition, Harris looks for companies with the following characteristics, although not all companies will have all of these attributes: free cash flows and intelligent investment of excess cash, earnings that are growing and are reasonably predictable, and a high level of management ownership in the company. Once Harris identifies a stock that it believes is selling at a significant discount compared to Harris' estimate of the company's intrinsic value and that the company may have one or more of the additional qualities mentioned above, Harris may consider buying that stock for a strategy. Harris usually sells a stock when the price approaches its estimated intrinsic value. This means Harris sets "buy" and "sell" targets for each stock held by a portfolio. Harris monitors each holding and adjusts those price targets as warranted to reflect changes in a company's fundamentals. Harris attempts to manage some of the risks of investing in common stocks by purchasing stocks whose prices it considers low relative to Harris' estimate of the company's intrinsic value. In addition, Harris seeks companies with solid finances and proven records and continuously monitors each portfolio company. When considering the selection of the stocks for the International Fund, Harris frequently evaluates whether corporate governance factors could have a negative or

positive impact on the intrinsic value or risk profile of a potential investment. Governance factors considered may include, but are not limited to, an issuer's governance structure and other factors that are economically material to a given issuer. Harris also will evaluate social and environmental factors depending on Harris' view of the materiality of those factors relative to people, process and/or profit issues that affect the competitive position of the investment. To assess these factors, Harris may consider information derived from its ongoing dialogue with certain companies, proprietary research, and information from third-party sources. Harris will make investment decisions for the International Fund that are not based solely on environmental, social, and governance considerations. Harris does not currently view certain types of investments, including cash, cash equivalents, currency positions, particular types of derivatives and other non-issuer specific instruments, as presenting environmental, social, and governance risks, opportunities and/or issues, and believes it is not practicable to evaluate such risks on these particular investments.

Jimmie Bork, CFA

Robin O. Jones

Lazard Asset Management LLC
30 Rockefeller Plaza
New York, NY 10112

Jimmie Bork is a Portfolio Manager/Analyst on the International Strategic Equity, Global Strategic Equity, and Global Equity Income teams. Bork began working in the investment field in 2011. Prior to joining Lazard in 2016, he was an Equity Analyst with Legal & General and Credit Suisse. Bork holds an MSc in Accounting & Finance from London School of Economics and a BSc in Psychology from University of Copenhagen. He is a CFA® charter holder.

Robin Jones is a Portfolio Manager/Analyst on the International Strategic Equity, Global Strategic Equity and International Quality Growth teams. Jones began working in the investment field in 2002 at Lazard Asset Management, before leaving in 2006 for Bluecrest Capital Management where he worked as a Portfolio Manager. Jones re-joined Lazard in 2007. He has a BA Hons in Economics from Durham University and a PGCE in Mathematics from Cambridge University.

Approximately 30% of the International Fund's assets are managed by Bork and Jones. The portfolio management team at Lazard believe that a company with the ability to improve and/or sustain its profitability at a relatively high level can compound returns at an attractive rate. At the same time, they believe in buying such companies that are trading at discounts relative to their profitability prospects.

Generally, Lazard categorizes any purchased stock into one or more of the following three categories:

- **Compounders:** These are companies that Little and the team think can sustain relatively high levels of profitability and companies whose management may enhance shareholder returns through share buybacks and dividend payments. Lazard will purchase these companies if Little and the team believe

iMGP International Fund – Sub-Advisors – (Continued)

they can compound total return (*i.e.*, earnings growth, dividends, and share buybacks) at a relatively high rate over the long term and are reasonably priced in relation to their profitability prospects.

- **Mispriced Situations:** These are companies that are trading inexpensively relative to what Little and the team think their assets and cash flows should be worth longer term. They may or may not be compounders.
- **Restructuring:** These are companies whose profitability is depressed relative to their history and companies who are taking steps – such as cutting costs, investing in an underinvested area, selling non-core businesses, etc. – to return to higher profitability. They may or may not become compounders.

Lazard's analysts are largely responsible for generating ideas. They do so by running valuation screens in their sectors and monitoring developments at companies that fall under their coverage. They do most of the fundamental analysis, though Bork, Jones and the other portfolio managers at Lazard are also involved. Bork, Jones and the portfolio management team review and debate the assumptions analysts use in their financial modeling, meet with company management, and lead analysis on some small-cap companies. The goal of the team's fundamental company analysis is to identify Lazard's research edge and estimate how much return can be generated from this edge. Lazard's research edge is generally a function of its analysts having a differentiated view than the market on the profitability a company can generate, the duration of its profitability, and/or what the company should be worth.

Bork, Jones and the team use several valuation metrics to gauge a company's worth and set price targets. A company has to be priced in a way that Lazard believes is reasonably valued for the profitability it can generate. This assessment is based upon free cash-flow yield, valuation relative to peers or relative to businesses with similar profitability and growth characteristics, discounted-cash-flow modeling, and sum of the parts (valuing different segments of a company separately). There is a fair amount of judgment involved in balancing these different approaches to assess a company's worth and set price targets.

Todd Morris

Daniel Fields, CFA

Polen Capital Management, LLC

1825 NW Corporate Boulevard, Suite 300

Boca Raton, FL 33431

Todd Morris and Daniel Fields are responsible for the day-to-day portfolio management and investment analysis for the segment of the International Fund's assets managed by Polen Capital Management, LLC ("Polen Capital"). Morris, Portfolio Manager and Analyst, is lead portfolio manager for the International Growth Strategy and a member of the investment team at Polen Capital. Morris joined Polen Capital in 2011. Prior to joining Polen Capital, Morris spent one year in research and marketing roles with Prudential Insurance and Millennium Global Asset Management. Prior to that, Morris served as an officer in the U.S. Navy for seven years.

Morris earned a B.S. in History from the U.S. Naval Academy, and an M.B.A. from Columbia Business School. Fields, Portfolio Manager and Analyst, is co-portfolio manager for the International Growth Strategy and a member of the investment team at Polen Capital. Fields joined Polen Capital in 2017. Prior to joining Polen Capital, Fields spent eight years in Hong Kong where he worked for GaveKal Capital and Marshall Wace LLP as a research analyst analyzing emerging market companies. Fields received a B.S. in Finance from the University of Idaho and a M.S. in Global Finance from the NYU Stern School of Business and HKUST Business School. Fields is a CFA® charter holder.

Approximately 25% of the International Fund's assets are managed by Polen Capital. Polen Capital uses an intensive fundamental research process to identify companies that it believes have certain attractive characteristics, which typically reflect an underlying competitive advantage. Those characteristics include: (i) consistent and sustainable high return on capital, (ii) strong earnings growth and free cash flow generation, (iii) strong balance sheets and (iv) competent and shareholder-oriented management teams. Polen Capital invests in companies that it believes have a sustainable competitive advantage within an industry.

Polen Capital believes that a company's earnings growth is the primary driver of long-term stock price appreciation. Accordingly, Polen Capital focuses on identifying and investing in a concentrated portfolio of high-quality large capitalization growth companies that it believes has a competitive advantage and can deliver sustainable, above-average earnings growth. Polen Capital believes that such companies not only have the potential to contribute greater returns to the International Fund, but also may hold less risk of loss of capital.

Polen Capital will usually sell a security if, in its view, there is a potential threat to the company's competitive advantage or a degradation in its prospects for strong, long-term earnings growth. Polen Capital may also sell a security if it is deemed to be overvalued or if a more attractive investment opportunity exists. Although Polen Capital may purchase and then sell a security in a shorter period of time, Polen Capital typically invests in securities with the expectation of holding those investments on a long-term basis.

Régis Bégué

Vincent Steenman

Zadig Asset Management S.A.

70C, route d'Arlon

L-8008 Strassen

Grand Duchy of Luxembourg

Zadig Asset Management LLP

44 Great Marlborough Street

W1F 7JL London

United Kingdom

Régis Bégué and Vincent Steenman are the co-portfolio managers for one of the segments of the Global Select Fund's assets managed by Zadig.

Régis Bégué joined Zadig in April 2024 as Partner and is co-responsible for the Memnon European strategy and the International Fund with Vincent Steenman. Prior to joining Zadig, he worked as Managing Director at Lazard Frères Gestion since 2005. At Lazard, Mr. Bégué was supervising a team managing European large- and small-cap strategies, as well as U.S. and Japanese equities strategies. While at Lazard, he managed a proprietary Lazard fund and several other dedicated funds for institutional clients. Previously Mr. Bégué was a Head of UK sales at Oddo Securities. He graduated from HEC in Paris in 1993.

Vincent Steenman rejoined Zadig in 2020 as a Partner to launch and manage the Memnon Opportunities strategy, a strategy that has the flexibility to invest in small- and mid-cap companies. In 2022, he became co-responsible for the Memnon European strategy, a strategy that focuses on larger-cap companies, with Laurent Saglio and Vincent Bourgeois, and today is co-responsible for the strategy with Régis Bégué. Prior to joining Zadig, Mr. Steenman worked as a Portfolio Manager and Research Analyst at Sata Capital and Carmignac Gestion. Previously he was a Research Analyst and Partner at Zadig between 2007 and 2012. Mr. Steenman graduated from Ecole Polytechnique and HEC in Paris in 2004.

Approximately 30% of the International Fund's assets are managed by Mr. Bégué and Mr. Steenman. Mr. Bégué and Mr. Steenman focus on investments in equity securities of large-cap companies listed on a stock exchange or traded on an organized market in countries that are member states of the European Economic Community, the United Kingdom and Switzerland.

In rendering investment advisory services to the International Fund, Zadig may use the portfolio management, research and other resources of a foreign affiliate of Zadig, Zadig Asset Management LLP ("Zadig UK"), which may provide services to the Fund through a "participating affiliate" arrangement, as that term is used in relief granted by the staff of the U.S. Securities and Exchange Commission. Under this relief, U.S. registered investment advisers are allowed to use portfolio management or research resources of advisory affiliates subject to the regulatory supervision of the U.S. registered investment adviser.

The SAI provides additional information about each sub-advisor's method of compensation for its portfolio managers, other accounts managed by the portfolio managers, and the portfolio managers' ownership of securities in the International Fund.

iMGP High Income Fund – Sub-Advisors

iMGP High Income Fund Portfolio Managers

Credit Value Strategy

Andrew P. Hofer

Neil Hohmann

Paul Kunz, CFA

Brown Brothers Harriman & Co.

140 Broadway

New York, NY 10005

Andrew Hofer, Neil Hohmann and Paul Kunz are the portfolio managers primarily responsible for the credit value strategy (the “Credit Value Strategy”), which is the segment of the High Income Fund’s assets managed by Brown Brothers Harriman & Co. (“BBH”) through its separately identifiable department known as the BBH Mutual Fund Advisory Department.

Hofer is Head of Taxable Fixed Income for Investment Management. Since joining BBH in 1998, Hofer has held a variety of roles within Investment Management, including the Head of Insurance Asset Management, Chief Operating Officer, and Head of Risk Management.

Hohmann is Head of Structured Products and a portfolio manager for Investment Management. In this role, he supervises security selection in asset-backed securities, commercial and agency mortgage-backed securities, and financial institution credit. He is an active member of BBH’s Market Risk Oversight Committee.

Kunz is Head of Corporate Credit and a portfolio manager and responsible for the oversight of corporate fixed income portfolios encompassing both investment grade and high yield credit, including managing the research efforts of the credit analyst team. He has been a member of the portfolio management team since joining BBH in 2013.

BBH considers investments based on a bottom-up assessment of opportunities and the risk/return potential of the yield curve. The investment strategy’s duration is flexible and BBH seeks to maintain a duration that is consistent with positive returns over longer time periods. BBH’s investment process is based on fundamental credit research. BBH identifies fixed income securities for potential purchase based on four fundamental criteria: a durable operating model, effective management, attractive/appropriate structure, and information transparency. BBH also applies a valuation discipline to determine when opportunities are purchased and sold. BBH applies the same valuation approach across all sectors (asset-backed securities (ABS), commercial mortgage-backed securities (CMBS), corporate credit, and municipal bonds). BBH seeks to buy securities trading at a discount to their long-term potential value, and that compensate investors for default risk and liquidity risk. BBH may sell securities for several reasons including to adjust the portfolio’s average maturity, move into more attractively valued securities, take gains, reflect a change in the investment thesis, or to meet redemption requests.

Multi Credit Strategy

Anne Walsh, CFA

Steven Brown, CFA

Adam Bloch

Evan Serdensky

Guggenheim Partners Investment Management, LLC

100 Wilshire Boulevard, 5th Floor

Santa Monica, CA 90401

Anne Walsh, Steven Brown, Adam Bloch and Evan Serdensky are the co-portfolio managers responsible for the multi credit strategy (the “Multi Credit Strategy”), which is the segment of the High Income Fund’s assets managed by Guggenheim Partners Investment Management, LLC (“Guggenheim”).

Walsh is the Chief Investment Officer at Guggenheim Investments, the global asset management business of Guggenheim Partners, where she is responsible for meeting the investment needs of the firm’s fixed-income clients, including insurance companies, corporate and public pension funds, sovereign wealth funds, endowments and foundations, consultants, wealth managers, and high-net-worth investors. In her role she oversees all elements of portfolio design, strategy, sector allocation, and risk management of portfolios, as well as conveying Guggenheim’s macroeconomic outlook to portfolio managers and sector specialists. Walsh is also a Managing Partner of Guggenheim Partners Investment Management.

Brown is Chief Investment Officer, Fixed Income, Senior Managing Director at Guggenheim Investments, and a Portfolio Manager for Guggenheim’s Active Fixed Income and Total Return mandates. Brown works with the Chief Investment Officer and other members of the Portfolio Management team, as well as the Macroeconomic and Investment Research Group, Sector teams, and the Portfolio Construction Group, to develop and execute portfolio strategy to meet individual clients’ objectives.

Bloch joined Guggenheim in 2012 and is a portfolio manager for Guggenheim’s Active Fixed Income and Total Return mandates. Bloch works with the Chief Investment Officers and other portfolio managers to develop portfolio strategy in line with the firm’s views. He oversees strategy implementation, working with research analysts and traders to generate trade ideas, hedge portfolios, and manage day-to-day risk.

Serdensky joined Guggenheim in 2018 and is a Portfolio Manager for Guggenheim’s Active Fixed Income and Total Return mandates.

The managers of the Multi-Credit Strategy seek to maximize total return through a combination of current income and capital appreciation. The team seeks to achieve its investment objective by investing in a wide range of fixed-income assets selected from diversified credit sectors including, but not limited to, corporate bonds, securitized products, U.S. government and agency bonds, municipal bonds, and other credit sectors. The investments can be across the capital structure including, but not limited to, senior

secured, unsecured, and second lien debt, other mezzanine investments including preferred stock, and equity. The strategy seeks opportunities across fixed-income market sectors, especially in securities not typically included in standard indices, such as within securitized products. In addition, the team may invest in derivatives or other asset classes to meet its investment objective. The strategy is flexible and is not limited by duration, sector, issuer, or credit quality. As such, the strategy does not target any specific benchmark exposure to sectors, security weightings, and credit quality.

Guggenheim believes that focusing on protecting capital, while earning attractive yields and sustainable income, is the best way to achieve superior long-term investment results. Guggenheim focuses on bottom-up, fundamental research to identify securities it considers to be undervalued. The team's macroeconomic expectations serve as a "roadmap" to inform and guide portfolio construction considerations such as duration and credit quality, as well as sector weightings.

Credit selection is conducted by a deep team of sector and security analysts. The focus is on understanding the underlying business, issuer financial strength, risks pertaining to cash flows, the capital structure (seniority of payments), debt covenants, and other considerations. This analysis involves comprehensive industry analysis that incorporates inputs from industry experts, competitors, suppliers, servicers, and customers. It also integrates a thorough analysis of creditworthiness under a variety of downside stress-test scenarios and leverages a dedicated legal team to assist in examining and assessing key contractual issues that may affect a company's securities.

Risk management plays a prominent role in Guggenheim's investment process. At a high-level, the team studies a wide range of economic and market scenarios, and assesses the possible impact these scenarios could have on the portfolio. These scenarios can include those driven by macroeconomic risks, changes in regulation and interest rates, broad sector trends, or an assessment of liquidity at the sector, security, and industry levels.

Securities may be sold for several reasons including for relative value to adjust the portfolio's average maturity, shift assets into or out of higher quality securities, take gains, or for liquidity management.

Option Income Strategy

Derek Devens, CFA

Rory Ewing

Eric Zhou

Neuberger Berman Investment Advisers LLC

1290 Avenue of the Americas

New York, NY 10104

Derek Devens, CFA, joined Neuberger Berman Investment Advisers LLC ("Neuberger Berman") in 2016. Derek is a Managing Director and Senior Portfolio Manager of the Option Group.

Rory Ewing, Managing Director, joined the firm in 2016. Rory is a Portfolio Manager for the Option Group at the firm. In his current capacity, Rory's primary responsibility is to assist in the implementation of the firm's investment strategy in client accounts and to ensure proper adherence to account guidelines and client-specific restrictions.

Eric Zhou, Senior Vice President, joined the firm in 2016. Eric is a Portfolio Manager for the Option Group at the firm, where he is focused on the implementation of investment strategy, quantitative research, and derivative strategy modeling related to the firm's option and volatility-based strategies.

In executing the Option Income Strategy, the Neuberger Berman team writes put options on U.S. equity indexes, a strategy conceptually similar to that utilized by the Chicago Board Options Exchange (CBOE) S&P 500 PutWrite Index (the "Put Index"). However, the team manages the strategy actively instead of passively following the Put Index strategy and more actively manages the risk relative to the Put Index. While the Put Index writes one at-the-money (ATM)(as defined below) put option on the S&P 500 Index each month, the Neuberger Berman team seeks to diversify the underlying options held by the strategy by strike price and expiration date by writing a series of short-dated put options on diversified U.S. equity indexes and spread across expiration dates, such that option exposures will be relatively consistent across options tenors (i.e., the time left until an option contract expires). This diversification seeks to reduce the likelihood of multiple negative short-term outcomes in a row that could result from selling only one put per month.

The High Income Fund's options will primarily be out-of-the-money (OTM) meaning that the strike price is below the current market value of the underlying security, as compared to the Put Index, which sells ATM options, meaning that the strike price is at the current market value of the underlying security. The High Income Fund attempts to generate returns through the receipt of option premiums from selling puts, as well as through investments in short duration fixed income instruments, such as U.S. Treasuries, which serve as collateral for the High Income Fund's investments in options.

The Neuberger Berman team seeks to actively reduce downside exposures to mitigate equity risk by buying back a portion of the put options that have potential losses and selling new put options at higher premiums. A put writing strategy by definition involves a level of risk; however, the strategy relies on the receipt of option premiums to offset the risk of a decline in U.S. broad based equity indices. As such, investors in the strategy accept limited upside returns relative to U.S. broad-based equity indices in exchange for the potential for option premiums to mitigate equity risk.

In a put writing strategy, a fund (as the seller of the option) receives premiums from the purchaser of the option in exchange for providing the purchaser with the right to sell the underlying instrument to the fund at a specific price (i.e., the strike price). If the market price of the instrument underlying the option exceeds the strike price, it is anticipated that the option would go unexercised and the fund would earn the full premium upon the

iMGP High Income Fund – Sub-Advisors — (Continued)

option's expiration or a portion of the premium upon the option's early termination. If the market price of the instrument underlying the option drops below the strike price, it is anticipated that the option would be exercised and the fund would pay the option buyer the difference between the market value of the underlying instrument and the strike price. The amount of premium varies according to a number of factors, including the market perception of risk, the length of the option, and whether the option is ATM when written (which is riskier for the seller and commands a higher premium) or OTM and by how much. The further OTM the

option is, the less likely the index is to decline below the strike price, and thus the less likely the option seller is to be required to make a payment to the option buyer, such that the premium collected by the seller is lower.

The SAI provides additional information about each sub-advisor's method of compensation for its portfolio managers, other accounts managed by the portfolio managers, and the portfolio managers' ownership of securities in the High Income Fund.

iMGP Small Company Fund – The Sub-Advisors

iMGP Small Company Fund Portfolio Managers

Mark T. Dickherber, CFA, CPA

Shaun P. Nicholson

Segall Bryant & Hamill, LLC
10 S. Wacker Drive, Suite 3100
Chicago, IL 60606.

Mark T. Dickherber and Shaun P. Nicholson of Segall Bryant & Hamill, LLC (“SBH”) are the portfolio managers for one segment of the Small Company Fund. Dickherber joined SBH in 2007 and is a senior portfolio manager and head of SBH’s Small Cap strategies. He is the lead portfolio manager for SBH’s Small Cap Value strategy and the co-portfolio manager of SBH’s Small Cap Core and Small Cap Value Concentrated strategies. Dickherber is also responsible for equity research in the Small Cap and Small/Mid Core equity portfolios and is a specialist in the healthcare, utilities and REIT sectors within the respective portfolios. Prior to joining SBH, Dickherber served as director of research for Kennedy Capital Management, where he had worked since 1996. Nicholson joined SBH in 2011 and is a senior portfolio manager for SBH’s Small Cap strategies. He is the lead portfolio manager for SBH’s Small Cap Value Concentrated strategy and the co-portfolio manager for SBH’s Small Cap Value strategy. He is responsible for research related to materials, autos/transport, industrials and regional banks within the respective portfolios. Prior to joining SBH, Nicholson spent six years at Kennedy Capital Management.

Dickherber and Nicholson are small-cap value-oriented investors who seek to identify companies that have the potential for significant improvement in return on invested capital (“ROIC”), with the idea being that, as ROIC improves, each dollar invested in the business earns an incrementally higher return. Importantly, Dickherber and Nicholson disaggregate a company’s ROIC down to the business segment level to understand the drivers (and detractors) of a company’s profitability. Armed with segment-level return data, the team seeks to identify companies with low embedded expectations that have company-specific, returns-improving catalysts. The team does not buy stocks simply because they are “cheap.” Dickherber and Nicholson require that management is ROIC-focused, financially incentivized to improve returns through appropriate capital allocation, and able to articulate an appropriate returns-based strategy to improve profitability. The team tracks management’s progress via quarterly financials and quarterly management contact. The team believes that management’s commitment and ability to appropriately improve returns results in the largest portfolio weightings.

Dickherber and Nicholson seek to identify the building blocks of improved (and diminishing) profitability before it is recognized by the market. The team is willing to be early in a particular stock and will stay invested provided the investment team sees continuing evidence that management is taking the appropriate steps to improve returns. Dickherber and Nicholson will sell stocks

for a number of reasons. Examples include management making a capital-allocation decision that will likely diminish returns, such as an acquisition of a lower-returning business; management failing to demonstrate a strategy that improves returns; a change in management that negatively impacts a returns-based culture; the diminishing effectiveness of certain company-specific catalysts for improved returns; or an estimation by the co-portfolio managers that the risk-reward ratio has become unattractive.

Approximately 50% of the Small Company Fund’s assets are managed by Dickherber and Nicholson.

Rayna Lesser Hannaway, CFA

Whitney Young Crawford

Polen Capital Management, LLC
500 Boylston Street, Suite 1100
Boston, MA 02116

Rayna Lesser Hannaway and Whitney Young Crawford are the portfolio managers for one segment of the Small Company Fund’s assets managed by Polen Capital. Polen Capital employs a team-based approach with Rayna Lesser Hannaway as the head of the team.

Rayna Lesser Hannaway, Head of Team, Portfolio Manager and Analyst, is a portfolio manager for the Global SMID Company Growth, U.S. Small Company Growth and U.S. SMID Company Growth strategies. Lesser Hannaway joined Polen Capital in 2017. Prior to joining Polen Capital, she spent nine years in portfolio management and two years as a research analyst at Fidelity Investments in Boston, evaluating small and mid-cap companies. She also spent nine years working in small-cap research for Jennison Associates and Lord Abbett & Company. Lesser Hannaway received a B.A. in Economics from Barnard College, a division of Columbia University. Lesser Hannaway is a CFA® charterholder and holds a CFA Institute Certificate in ESG Investing.

Whitney Young Crawford, is a co-portfolio manager for the U.S. Small Company Growth and U.S. SMID Company Growth strategies. Prior to joining Polen Capital in 2019, Young Crawford was a Senior Analyst at Manulife Asset Management in Boston, where she worked for four years. Before Manulife, she was an Analyst at Fidelity Investments in Boston focusing primarily on small-cap companies. Young Crawford received a B.A. in Economics (magna cum laude) from the College of William & Mary and an M.B.A. from Duke University Fuqua School of Business.

Approximately 50% of the Small Company Fund’s assets are managed by Lesser Hannaway and Young Crawford.

The SAI provides additional information about each sub-advisor’s method of compensation for its portfolio managers, other accounts managed by the portfolio managers, and the portfolio managers’ ownership of securities in the Small Company Fund.

iMGP APA Enhanced Income Municipal Fund – Sub-Advisors

The Sub-Advisor

Kevin Woods

Kyle Gerberding

Patricia Hodgman

Asset Preservation Advisors, LLC

3344 Peachtree Road NE, Suite 2050

Atlanta, GA 30326

Woods joined Asset Preservation Advisors, LLC (“APA” or the “Sub-Advisor”) in 2002 and has over 20 years of fixed income investment experience. He serves as Co-Chief Executive Officer and Chief Investment Officer of APA. He leads APA’s Investment Committee, and shares oversight for all of APA’s investment strategies, outlook and positioning. Woods is a graduate of The University of Mississippi with a Bachelor of Finance degree and is a member of the National Federation of Municipal Analysts, the Southern Municipal Finance Society, and the Atlanta Society of Finance and Investment Professionals.

Gerberding joined APA in 2008 and has held successive fixed income roles since joining the firm. He serves as portfolio manager, primarily focused on the construction, implementation, and monitoring of client portfolios in separately managed accounts and private funds. Gerberding is an active member of APA’s Investment Committee. Gerberding graduated from the University of Florida where he earned a Bachelor of Science in Business and Sport Management. He is a member of the National Federation of Municipal Analysts.

Hodgman joined APA in 2015 and has over 20 years of investment experience in the financial services industry and specifically in the municipal bond market. In her role at APA, she focuses on portfolio analytics, performance attribution and client services. Additionally, Hodgman serves on APA’s Investment Committee. She earned a Bachelor of Arts in Economics from Hollins University, is a member of the CFA Institute, the Atlanta Society of Financial and Investment Professionals, the National Society of Compliance Professionals, the National Federation of Municipal Analysts and the Southern Municipal Finance Society. She holds a Series 65 license, and is a registered investment advisor representative.

APA is a boutique municipal bond investment management firm founded in 1989 with assets under management of \$10.7 billion as of December 31, 2024. APA specializes in managing high-quality tax-exempt and taxable municipal bond portfolios for registered investment advisors, family wealth offices and institutional clients.

An affiliate of the Advisor owns a non-controlling, minority interest in APA.

The SAI provides additional information about the sub-advisor’s method of compensation for its portfolio managers, other accounts managed by the portfolio managers, and the portfolio managers’ ownership of securities in the APA Enhanced Income Municipal Fund.

Prior Performance of Similar Accounts Managed by the Sub-Advisor

The following table sets forth performance data relating to the historical performance of all accounts managed by Asset Preservation Advisors, LLC for the periods indicated that have

investment objectives, policies, strategies and risks substantially similar to those of the APA Enhanced Income Municipal Fund. The data is provided to illustrate the past performance of Asset Preservation Advisors, LLC in managing substantially similar accounts as measured against a market index and does not represent the performance of the APA Enhanced Income Municipal Fund. You should not consider this performance data as an indication of future performance of the APA Enhanced Income Municipal Fund.

Some of the accounts that are included in the performance data set forth below are private accounts and are not subject to the same types of expenses to which the APA Enhanced Income Municipal Fund is subject, or to the diversification requirements, specific tax restrictions and investment limitations imposed on the Fund by the 1940 Act, or Subchapter M of the Internal Revenue Code of 1986, as amended. Consequently, the performance results for these private accounts could have been adversely affected if the private accounts had been regulated as investment companies under the federal securities laws.

APA Enhanced Intermediate Tax-Exempt Composite – Average Annual Total Returns for the Periods Ended December 31, 2024:

	1 year	5 Years	10 Years
APA Enhanced Intermediate Tax-Exempt Composite (gross of all actual fees and expenses)	2.28%	0.97%	2.56%
APA Enhanced Intermediate Tax-Exempt Composite (net of model management fee)	1.87%	0.57%	2.15%
Bloomberg 1-15 Year Municipal Index (reflects no deduction for fees, expenses, or taxes)*	0.88%	1.08%	2.04%

* A description of the Bloomberg 1-15 Year Municipal Index is located under Index Descriptions on page 86 of this Prospectus.

APA is an SEC-registered investment advisory firm founded in 1989. APA has prepared and presented the foregoing reports in compliance with the Global Investment Performance Standards (GIPS®), which differs from the SEC method of calculating performance. The GIPS are a set of standardized, industry wide principles that provide investment firms with guidance on how to calculate and report their investment results. The GIPS total return is calculated by using a methodology that incorporates the time-weighted rate of return concept for all assets, which removes the effects of cash flows. The SEC standardized total return is calculated using a standard formula that uses the average annual total return assuming reinvestment of dividends and distributions and deduction of sales loads or charges.

The net of fees composite returns are calculated by deducting 1/12 the annual model management fee of 0.40% from the Composite’s monthly gross return. Actual fees may vary depending on, among other things, the applicable management fee schedule and portfolio size. The Standard Institutional Investment Fee Schedules are as follows:

Management Fees

APA Enhanced Intermediate Tax-Exempt Strategy: 0.40%

A complete list of APA composites and performance results is available upon request.

iMGP Dolan McEniry Corporate Bond Fund – The Sub-Advisor

iMGP Dolan McEniry Corporate Bond Fund Portfolio Managers

Daniel D. Dolan, Jr.
Roger S. McEniry
C. Schaffer Degen, CFA
Robert W. Greber, III, CFA
Riley Liegel

Dolan McEniry Capital Management, LLC
120 North LaSalle Street, Suite 1510
Chicago, IL 60602

Daniel D. Dolan, Jr., Roger S. McEniry, Riley Liegel, C. Schaffer Degen and Robert W. Greber, III are the portfolio managers for the Dolan McEniry Corporate Bond Fund. Dolan founded Dolan McEniry Capital Management, LLC (“Dolan McEniry”) in 1997, following a 16-year career in the financial services industry. Dolan previously worked with Morgan Stanley and Salomon Brothers. He received a B.A. from Lake Forest College in 1980. In addition to leading the firm’s business development and client service efforts, Dolan focuses on portfolio management, security selection, and securities trading. McEniry joined Dolan McEniry as a partner in March 2001. Prior to joining the firm, McEniry spent 16 years with a Chicago private equity firm. McEniry graduated from Williams College with honors in 1978 and received an MBA from the University of Michigan in 1981. At Dolan McEniry, McEniry’s focus is the analytical and strategic side of the firm; security selection, risk management, and credit analysis are under his leadership. Riley joined Dolan McEniry as a Trading Analyst in April 2021 and currently serves as a Portfolio Manager. Liegel received his B.S. in Biological Systems Engineering from the University of Wisconsin-Madison. Before joining Dolan McEniry Riley worked at FactSet Research Systems

Inc. Degen joined Dolan McEniry as an Analyst in April 2012 and currently serves as Managing Director of Portfolio Management and Trading. Degen graduated from Miami University in 2010 with a B.S. in Business and a major in Finance. Greber currently serves as Managing Director, Portfolio Management and Trading. Greber graduated from the University of Missouri in May 2014 with a B.S. in Business Administration and a major in Finance. Liegel joined Dolan McEniry as a Trading Analyst in April 2021 and currently serves as a Portfolio Manager. Liegel received his B.S. in Biological Systems Engineering from the University of Wisconsin-Madison.

Dolan McEniry is an asset management company with \$ billion in assets under management as of December 31, 2023, and manages assets for foundations, endowments, public pensions, Taft-Hartley accounts, corporations, sovereign nations, high net worth individuals, charitable organizations, wrap clients and other pooled investment vehicles. In addition to the Dolan McEniry Corporate Bond Fund, Dolan McEniry also provides sub-advisory services to a private fund and serves as sub-manager to the iMGP US Core Plus and iMGP Dolan McEniry US Corporate 2025 UCITS funds. Dolan McEniry is majority-owned and controlled by Daniel D. Dolan, Jr. and Roger S. McEniry, who each hold more than 25% of the voting interests in the firm. iM Square Holding 2 LLC, an affiliate of the Advisor, holds a non-voting 45% interest in Dolan McEniry. The Advisor and iM Square Holding 2 LLC are both wholly owned by iM Global Partner SAS.

The SAI provides additional information about the sub-advisor’s method of compensation for its portfolio managers, other accounts managed by the portfolio managers, and the portfolio managers’ ownership of securities in the Dolan McEniry Corporate Bond Fund.

Shareholder Services

How to Buy Shares & Choose a Share Class

Shareholder Services

Each Fund is a no-load fund, which means that you pay no sales commissions of any kind. Each business day that the New York Stock Exchange (“NYSE”) is open, each Fund calculates its share price, which is also called the Fund’s NAV per share. Shares are purchased at the next share price calculated after your accepted investment is received. Share price is calculated as of the close of the NYSE, normally 4:00 p.m. Eastern Time.

Eligibility

The Funds are not registered for sale outside of the United States and are available for purchase only by residents of the United States of America, the District of Columbia, Puerto Rico, Guam and the U.S. Virgin Islands.

Description of Classes

The Trust has adopted a multiple class plan. Each Fund currently offer a single class of shares – Institutional Class shares.

How to Buy Shares

Step 1

The first step is to determine the type of account you wish to open. The following types of accounts are available to investors:

Individual or Joint Accounts

For your general investment needs:

Individual accounts are owned by one person. Joint accounts can have two or more owners (tenants).

Retirement Accounts

Retirement accounts allow individuals to shelter investment income and capital gains from current taxes. In addition, contributions to these accounts may be tax deductible. Retirement accounts (such as individual retirement accounts (“IRAs”), rollover IRAs, Simplified Employee Pension (SEP) plans and Roth IRAs) require specific applications and typically have lower minimums.

Other retirement plans, such as Keogh or corporate profit-sharing plans, 403(b) plans and 401(k) plans, may invest in the Funds. All of these accounts need to be established by the plan’s trustee. The Funds do not offer versions of these plans.

If you are investing through a tax-sheltered retirement plan, such as an IRA, for the first time, you will need an IRA Application and Adoption Agreement. Retirement investing also involves separate investment procedures.

Gifts or Transfers to Minors (UGMA and UTMA)

To invest for a child’s education or other future needs:

These custodial accounts provide a way to give money to a child and obtain tax benefits. An individual can give up to a statutorily-defined amount per year per child without paying a federal gift tax. Such amount is subject to change each year. For 2024, the

amount is \$18,000. Depending on state laws, you can set up a custodial account under the Uniform Gifts to Minors Act (“UGMA”) or the Uniform Transfers to Minors Act (“UTMA”).

Trust

For money being invested by a trust:

The trust must be established before an account can be opened. The Funds may require additional documentation regarding the formation of the trust prior to establishing an account.

Business or Organization

For investment needs of corporations, associations, partnerships or other groups:

The Funds do not require a special application. However, the Funds may require additional information prior to establishing an account.

Step 2

The second step involves determining the amount of your investment. The Funds have established the following minimum investment levels for your initial investment, additional investments and ongoing account balances for Institutional Class shares (all Funds):

Fund/Type of Account	Minimum Initial Investment ⁽¹⁾	Minimum Additional Investment	Minimum Account Balance
Global Select Fund, International Fund, High Income Fund, Small Company Fund, and Enhanced Income Municipal Fund			
Regular			
- Institutional Class	\$10,000	\$250	\$2,500
Retirement Account			
- Institutional Class	\$ 1,000	\$100	\$ 250
Automatic Investment Account			
- Institutional Class	\$ 2,500	\$250	\$2,500
Dolan McEniry Corporate Bond Fund			
Regular			
- Institutional Class	\$10,000	\$250	\$2,500
Retirement Account			
- Institutional Class	\$ 5,000	\$100	\$ 250
Automatic Investment Account			
- Institutional Class	\$ 2,500	\$250	\$2,500

(1) The minimum investment amounts may be waived or lowered for investments effected through banks and other institutions that have entered into arrangements with a Fund or the distributor of the Fund and for investments effected on a group basis by certain other entities and their employees, such as investments pursuant to a payroll deduction plan and asset-based or wrap programs. Please consult your financial intermediary for information about minimum investment requirements. Each Fund reserves the right to change or waive the minimum initial and subsequent investment requirements at any time. Each Fund reserves the right to close purchases to new investors at any time.

Step 3

The third step involves completing your application to open your account. All shareholders must complete and sign an application in order to establish their account. The type of application depends on the type of account you chose to open. Regular investment accounts,

including individual, joint tenant, UGMA, UTMA, business, or trust accounts, must complete the Funds' standard account application. Shareholders who wish to establish retirement accounts must complete the IRA application and adoption agreement. Shareholders who wish to transfer retirement holdings from another custodian must also complete the IRA Transfer of Assets Form. Be sure to complete the section of the account application indicating the amount you are investing in each Fund.

Step 4

The final step in opening your account is to mail the completed account application, along with your check payable to the iM Global Funds. **The Funds do not accept third-party checks, money orders, cashier's checks, starter checks, official bank checks, credit cards, cash or checks or wires from foreign financial institutions.** If you send any of these instruments, your purchase order will be rejected, and your investment in the Funds will be delayed.

The mailing addresses for the Funds are:

For Regular Delivery:

Litman Gregory Funds Trust
c/o SS&C Global Investor &
Distribution Solutions, Inc.
P.O. Box 219922
Kansas City, MO 64121-9922

For Overnight Delivery:

Litman Gregory Funds Trust
c/o SS&C Global Investor &
Distribution Solutions, Inc.
801 Pennsylvania Ave.
Kansas City, MO 64105

In compliance with the USA PATRIOT Act of 2001, please note that the Transfer Agent will verify certain information on your account application as part of the Funds' Anti-Money Laundering Compliance Program. Until such verification is made, the Funds may temporarily limit share purchases. As requested on the application, you should supply your full name, date of birth, social security number and permanent street address. If you are opening an account in the name of a legal entity (e.g., a partnership, limited liability company, business trust, corporation, etc.), you must also supply the identity of the beneficial owners. Mailing addresses containing only a P.O. Box will not be accepted. Your information will be handled by us as discussed in our privacy notice. Please contact the Transfer Agent at 1-800-960-0188 if you need additional assistance when completing your application.

If you wish to open or add to your account by wire, please call 1-800-960-0188 for instructions.

After your account is open, you may increase the amount of your investment by:

- Mailing a check to the above addresses along with a letter or the form at the bottom of your account statement. Be sure to put your account number on your check and in your letter, and please refer to Step 4 above for a list of instruments that will not be accepted for investment.
- Wiring money from your bank. Call 1-800-960-0188 for instructions.
- Making automatic investments if you signed up for the Automatic Investment Plan when you opened your account.

How to Sell Shares

You can arrange to take money out of your account at any time by selling (redeeming) some or all of your shares. Your shares will be sold at the next NAV per share (share price) calculated after your order is received.

To sell shares in a non-retirement account, you may use any of the methods described in this section. To sell shares in a retirement account, your request must be made in writing.

Certain requests must include a medallion guarantee. This is designed to protect you and each Fund from fraud. Your request must be made in writing and include a medallion guarantee if any of the following situations apply:

- You wish to redeem more than \$25,000 worth of shares.
- Your account registration information has changed within the past 30 days.
- The redemption check is being mailed to a different address from the one on your account (address of record).
- The check is being made payable to someone other than the account owner.

Please note that there may be other special cases in which a Medallion Guarantee may be required. Each signature must be guaranteed by an eligible signature guarantor, which must participate in the Securities Transfer Agents Medallion Program (STAMP), the leading signature guarantee program recognized by all major financial service associations throughout the United States and Canada. You should be able to obtain a medallion guarantee from a bank, broker-dealer, credit union (if authorized under state law), securities exchange or association, clearing agency or savings association. A notary public cannot provide a medallion guarantee.

Selling Shares by Letter

Write and sign a "letter of instruction" with:

Your Name

Your Fund's account number

The dollar amount or number of shares to be redeemed

Please note the following special requirements for redeeming shares for different types of accounts:

- **Individual, Joint Tenant, Sole Proprietorship, UGMA or UTMA Accounts:** The letter of instruction must be signed by all persons required to sign for transactions, exactly as their names appear on the account.
- **Retirement Account:** The account owner should complete a Retirement Distribution Form. Call 1-800-960-0188 to request one.
- **Trust Account:** The trustee must sign the letter indicating capacity as trustee. If a trustee's name is not in the account registration, provide a copy of the trust document certified within the past 60 days.
- **Business or Organization:** At least one person authorized by corporate resolutions to act on the account must sign the letter. Include a corporate resolution (certified within the past 6 months) with corporate seal or medallion guarantee.

Shareholder Services — (Continued)

• **Executor, Administrator, Conservator or Guardian:**

Call 1-800-960-0188 for instructions.

Unless otherwise instructed, the Funds will send a check to the address of record.

Mail your letter to:

For Regular Delivery:

Litman Gregory Funds Trust
c/o SS&C Global Investor &
Distribution Solutions, Inc.
P.O. Box 219922
Kansas City, MO 64121-9922

For Overnight Delivery:

Litman Gregory Funds Trust
c/o SS&C Global Investor &
Distribution Solutions, Inc.
801 Pennsylvania Ave.
Kansas City, MO 64105

Selling Shares by Telephone

You must select this option on your account application if you wish to use telephone redemption; it is not automatically available. If you selected the telephone redemption option on your account application, you can sell shares simply by calling 1-800-960-0188. If you wish to add this feature to your account, you must do so in writing at least 30 days in advance of any telephonic redemption. The amount you wish to redeem (up to \$25,000) will be sent by check to the address of record. **This option is not available for retirement accounts.**

Selling Shares by Wire

You must sign up for the wire feature before using it. To verify that it is in place, please call 1-800-960-0188. Wire redemptions may be processed for amounts between \$5,000 and \$25,000. Your wire redemption request must be received by the Funds before 4:00 p.m., Eastern Time for money to be wired the next business day. **This option is not available for retirement accounts.**

Shareholder and Account Policies

Statements, Reports, and Inquiries

Statements and reports that each Fund sends you include the following:

- Confirmation statements (after every transaction that affects your account balance or your account registration)
- Financial reports (every six months)
- Account statements (every six months)

SS&C Global Investor & Distribution Solutions, Inc., the Funds' transfer agent, is located at 330 West Ninth Street, Kansas City, Missouri, 64105. You may call the Transfer Agent at 1-800-960-0188 if you have questions about your account.

ALPS Distributors, Inc., the Funds' principal underwriter, is located at 1290 Broadway, Suite 1000, Denver, Colorado 80203.

Exchange Privilege

Shares of the Fund may be exchanged for Institutional Class shares of another Fund. Shareholders may exchange shares by mailing or delivering written instructions to the Transfer Agent. Such exchange will be treated as a sale of shares and may result in taxable gains. Please specify the names and class of the applicable Fund(s), the number of shares or dollar amount to be exchanged, and your name and account number. You may not utilize an exchange to establish an account into a closed fund.

Exchanging Shares by Telephone

You must select this option on your account application if you wish to use telephone exchange; it is not automatically available. If you selected the telephone exchange option on your account application, you may also exchange shares (maximum \$25,000 worth) by calling the Transfer Agent at 1-800-960-0188 between 9:00 a.m. and 4:00 p.m. Eastern Time on a day that the NYSE is open for normal trading. A Fund will suspend, without notice, the exchange privilege on any accounts it reasonably believes are being used by "market timers."

Automatic Investment/Withdrawal Plans

One easy way to pursue your financial goals is to invest money regularly. The Funds offer a convenient service that lets you transfer money into your Fund account automatically. Although Automatic Investment Plans do not guarantee a profit and will not protect you against loss in a declining market, they can be an excellent way to invest for retirement, a home, educational expenses and other long-term financial goals. The investment will automatically be processed through the Automated Clearing House (ACH) system. Shares will be issued at the NAV per share after the Fund accepts your order, which will typically be the day after you provide proper instructions to the Transfer Agent (assuming you do so prior to the close of the NYSE).

A systematic withdrawal plan permits you to receive a fixed sum on a monthly, quarterly or annual basis from accounts with a value of \$5,000 or more. Payments may be sent electronically to your bank of record or to you in check form. Certain restrictions apply for retirement accounts. Call 1-800-960-0188 for more information.

Share Price

Each Fund is open for business each day the NYSE is open. Each Fund calculates its NAV per share as of the close of business of the NYSE, normally 4:00 p.m., Eastern Time.

Each Fund's NAV per share is the value of a single share. The NAV per share is computed by adding the value of each Fund's investments, cash and other assets, subtracting its liabilities and then dividing the result by the number of shares outstanding. The NAV per share is also the redemption price (price to sell one share).

Each Fund's assets are valued primarily on the basis of market quotations. Securities and other assets for which reliable market quotations are not readily available will be valued at their fair value by the Advisor as the Board's "valuation designee" for purposes of Rule 2a-5 under the 1940 Act, as determined under the guidelines approved by, and under the general oversight of, the Board. Fair value pricing is intended to be used as necessary in order to accurately value the Funds' portfolio securities and their respective NAVs. The SAI further describes the Funds' valuation procedures. Since securities that are primarily listed on foreign exchanges may trade on weekends or other days when a Fund does not price its shares, the value of a Fund's securities (and thereby its NAV) may change on days when shareholders will not be able to purchase or redeem the Fund's shares.

General Purchase Information

- All of your purchases must be made in U.S. dollars, and checks must be drawn on U.S. banks.

- The Funds do not accept cash, money orders, cashier's checks, starter checks, official bank checks, credit cards or third-party checks. If you send any of these instruments, your purchase order will be rejected, and your investment in the Funds will be delayed.
- If your check does not clear, your purchase will be canceled and you will be liable for any losses or fees the Funds or the Transfer Agent incur.
- Your ability to make automatic investments may be immediately terminated if any item is unpaid by your financial institution.
- Each Fund reserves the right to reject any purchase order. For example, a purchase order may be refused if, in iM Global's opinion, it is so large that it would disrupt management of the Funds. Orders will also be rejected from persons believed by the Fund to be "market timers."

Buying and Selling Shares through Financial Intermediaries

You may buy and sell shares of the Funds through certain financial intermediaries (and their agents) that have made arrangements with the Funds to sell their shares. When you place your order with such a financial intermediary or its authorized agent, your order is treated as if you had placed it directly with the Transfer Agent, and you will pay or receive the next price calculated by the Funds. The financial intermediary (or agent) may hold your shares in an omnibus account in the financial intermediary's (or agent's) name, and the financial intermediary (or agent) maintains your individual ownership records. The Funds may pay the financial intermediary (or agent) a fee for performing this account maintenance service. The financial intermediary (or agent) may charge you a fee for handling your order, which may be in addition to the fees described in this Prospectus. The financial intermediary (or agent) is responsible for processing your order correctly and promptly, keeping you advised regarding the status of your individual account, confirming your transactions and ensuring that you receive copies of the Funds' Prospectus.

Redemptions

- After the Trust has received your redemption request and all proper documents, payment for shares tendered will generally be made within (i) one to three business days for redemptions made by wire, and (ii) three to five business days for ACH redemptions. Normally, redemption payments by check will be mailed to you on the next business day, but your actual receipt of the check will be subject to postal delivery schedules and timing. If making immediate payment could adversely affect the Funds, it may take up to seven days to pay you. The Funds may also delay payment if there have been changes in your mailing address or account registration within 30 days of the date of the redemption.
- A Fund typically expects to meet redemptions with positive cash flows. When that cash is not available, the Fund will seek to maintain its portfolio weightings by selling a cross-section of the Fund's holdings to meet redemptions.
- During conditions that make the payment of cash unwise and/or in order to protect the interests of a Fund's remaining shareholders, you could receive your redemption proceeds in

the form of readily marketable securities. Receiving securities instead of cash is called "redemption in kind." The Funds may redeem shares in kind during both normal and stressed market conditions, including when the amount you are redeeming from a Fund exceeds 1% of the Fund's net assets or \$250,000 during any 90-day period. Generally, in-kind redemptions will be effected through a pro rata distribution of the Fund's portfolio securities. You may incur brokerage and other costs in converting to cash any securities distributed. It may take up to several weeks for the initial portion of the in-kind securities to be delivered to you, and substantially longer periods for the remainder of the in-kind securities to be delivered to you, in payment of your redemption in kind.

- Under certain circumstances, including stressed market conditions, a Fund may also borrow money (subject to certain regulatory conditions) through a bank line of credit, including from a joint credit facility, in order to meet redemption requests.
- Redemptions may be suspended or payment dates postponed when the NYSE is closed (other than weekends or holidays), when trading on the NYSE is restricted or as permitted by the SEC.

Policy Regarding Excessive Trading and Market Timing

The Board has adopted policies and procedures with respect to frequent purchases and redemptions of Fund shares by Fund shareholders. These policies are summarized below.

Purchases and exchanges of shares of the Funds should be made for long-term investment purposes only. The Funds, as a matter of policy, actively discourage market timing and excessive short term trading and may block accounts or take other action to prevent this type of activity.

Investors seeking to engage in excessive trading or market timing practices may deploy a variety of strategies to avoid detection and, despite the efforts of the Funds to prevent such trading, there is no guarantee that the Funds or their agents will be able to identify such investors or curtail their practices. The ability of the Funds and their agents to detect and curtail excessive trading or short term trading practices may also be limited by operational systems and technological limitations. In addition, the Funds receive purchase, exchange and redemption orders through financial intermediaries and cannot always know or reasonably detect excessive trading that may be facilitated by these intermediaries or by the use of omnibus account arrangements. Omnibus accounts are common forms of holding Fund shares. Entities utilizing omnibus account arrangements may not identify customers' trading activity in shares of a Fund on an individual basis (although in order for financial intermediaries to purchase Fund shares in nominee name on behalf of other persons, the Funds are required to enter into shareholder information agreements with the financial intermediaries, which may result in the disclosure of certain identifying information about shareholders to the Funds). Consequently, the Funds may not be able to detect frequent or excessive trading in Fund shares attributable to a particular investor who effects purchase and/or exchange activity in Fund shares through a broker, dealer or other financial intermediary acting in an omnibus capacity. Also, there may be multiple tiers of these entities, each utilizing an omnibus account arrangement, which may further compound the difficulty

Shareholder Services — (Continued)

to the Funds of detecting excessive or short duration trading activity in Fund shares. In seeking to prevent disruptive trading practices in the Funds, the Funds and their agents consider the information actually available to them at the time.

Each Fund reserves the right in its discretion to reject any purchase, in whole or in part (including, without limitation, purchases by persons whose trading activity in Fund shares iM Global believes could be harmful to a Fund). The Funds may decide to restrict purchase and sale activity in its shares based on various factors, including whether frequent purchase and sale activity will disrupt portfolio management strategies and adversely affect Fund performance.

Frequent purchases and redemptions of a Fund's shares may present certain risks for the Fund and its shareholders. These risks may include, among other things, dilution in the value of Fund shares held by long-term shareholders, interference with the efficient management of the Fund's portfolios and increased brokerage and administrative costs. A Fund may have difficulty implementing long-term investment strategies if it is unable to anticipate what portion of its assets it should retain in cash to provide liquidity to its shareholders. The Funds may, and the International Fund will, invest in non-U.S. securities; accordingly, there is an additional risk of undetected frequent trading in Fund shares by investors who attempt to engage in time zone arbitrage. There can be no assurance that the Funds or iM Global will identify all frequent purchase and sale activity affecting a Fund.

Each Fund May Close Small Accounts. Due to the relatively high cost of maintaining smaller accounts, the shares in your account (unless it is a retirement plan or custodial account) may be redeemed by a Fund if, due to redemptions you have made, the total value of your account is reduced to less than \$2,500. If a Fund decides to make such an involuntary redemption, you will first be notified that the value of your account is less than \$2,500 (or \$250, as applicable), and you will be allowed 30 days to make an additional investment to bring the value of your account to at least \$2,500 (or \$250, as applicable) before a Fund takes any action. Unless you are a tax-exempt investor or investing through a tax-deferred retirement plan or other tax-advantaged arrangement, a redemption of shares is generally a taxable event, and you may realize a gain or a loss for U.S. federal income tax purposes (see "Taxes on Transactions" below).

Unclaimed Property. Your mutual fund account may be transferred to your state of residence if no activity occurs within your account during the "inactivity period" specified in your state's abandoned property laws.

Dividends, Capital Gains and Taxes

Dividends of net investment income, if any, for the Dolan McEniry Corporate Bond Fund are generally declared daily and paid monthly. Dividends of net investment income, if any, for the High Income Fund and the APA Enhanced Income Municipal Fund are generally declared and paid monthly. Dividends of net investment income, if any, for the Global Select Fund, the International Fund, and the Small Company Fund are generally declared and paid annually. Distributions of capital gains, if any, for the High Income

Fund are generally declared and paid to shareholders quarterly. Distributions of capital gains, if any, for the Global Select Fund, the International Fund, the Small Company Fund, the Dolan McEniry Corporate Bond Fund and the APA Enhanced Income Municipal Fund are generally declared and paid to shareholders annually.

Distribution Options

When you open an account, specify on your application how you want to receive your distributions. If the option you prefer is not listed on the application, call 1-800-960-0188 for instructions. The Funds offer three options:

- **Reinvestment Option.** Your dividend and capital gains distributions will be reinvested automatically in additional shares of the Funds. If you do not indicate a choice on your application, you will be assigned this option.
- **Income-Earned Option.** Your capital gains distributions will be reinvested automatically, but you will be sent a check for each dividend distribution.
- **Cash Option.** You will be sent a check for your dividend and capital gains distributions (\$10 minimum check amount). The Funds will automatically reinvest all distributions under \$10 in additional shares of the Funds, even if you have elected the cash option. If the U.S. Postal Service cannot deliver your check or if your check remains uncashed for six months, the Fund reserves the right to reinvest the distribution check in your account at the Fund's then current NAV and to reinvest all subsequent distributions.

Under each option, dividends and capital gains distributions that are reinvested will be taxed as if received by you in cash.

For retirement accounts, all distributions are automatically reinvested. When you are over 59½ years old, you can receive distributions in cash.

When a Fund deducts a distribution from its NAV, the reinvestment price is the Fund's NAV per share at the close of business that day. Cash distribution checks will be mailed within seven days.

Understanding Distributions

As a Fund shareholder, you are entitled to your share of the Fund's net income and gains on its investments. The Funds pass their earnings along to investors as distributions. Each Fund earns dividends from stocks and interest from short-term investments. These are passed along as dividend distributions. Each Fund realizes capital gains whenever it sells securities for a higher price than it paid for them. These are passed along as capital gains distributions.

Taxes

As with any investment, you should consider how your investment in each Fund will be taxed. If your account is not a tax-deferred retirement account, you should be aware of these tax implications.

Taxes on Distributions. Distributions are subject to federal income tax and may also be subject to state and local taxes. If you

live outside of the United States, your distributions could also be taxed by the country in which you reside, as well as potentially subject to U.S. withholding taxes. Your distributions are taxable when they are paid, whether you take them in cash or reinvest them. Distributions declared in December and paid in January, however, generally are taxable as if they were paid on December 31.

For federal income tax purposes, each Fund's income and short-term capital gains distributions are taxed as either regular or "qualified" dividends; long-term capital gains distributions are taxed as long-term capital gains. Each Fund will send you and the IRS a statement showing the taxable distributions.

Taxes on Transactions. Your sales and redemptions, including transfers between Funds, are subject to capital gains tax. A capital gain or loss is the difference between the cost of your shares and the price you receive when you sell them. Whenever you sell shares of a Fund, the Fund will send you a confirmation statement showing how many shares you sold and at what price. You will also receive a consolidated transaction statement. It is up to you

or your tax preparer, however, to determine whether the sales resulted in a capital gain and, if so, the amount of the tax to be paid. Be sure to keep your regular account statements; the information they contain will be essential in calculating the amount of your capital gains.

"Buying a Dividend." If you buy shares just before a Fund deducts a distribution from its NAV, you will pay the full price for the shares and then receive a portion of the price back in the form of a taxable distribution even though economically the distribution could be viewed as a partial return of capital.

There are tax requirements that all funds must follow in order to avoid federal income taxation. In their efforts to adhere to these requirements, the Funds may have to limit their investment activity in some types of instruments. When you sign your account application, you will be asked to certify that your Social Security or Taxpayer Identification number is correct and that you are not subject to federal 24% withholding for failing to report income to the IRS. If you violate IRS regulations, the IRS can require a Fund to withhold 24% of your taxable distributions and redemptions.

Index Descriptions

The Bloomberg 1-15 Year Municipal Index is an unmanaged, market-weighted index that includes investment-grade municipal bonds with maturities greater than one year but less than fifteen years.

The Bloomberg U.S. Aggregate Bond Index is an unmanaged index that measures the investment grade, U.S. dollar-denominated, fixed-rate taxable bond market. The index includes Treasuries, government-related and corporate securities, MBS (agency fixed-rate pass-throughs), ABS and CMBS (agency and non-agency).

The Bloomberg U.S. Intermediate Credit Index is an unmanaged index that measures the performance of investment grade, U.S. dollar-denominated, fixed-rate, taxable corporate and government-related debt with less than ten years to maturity. It is composed of a corporate and a non-corporate component that includes non-U.S. agencies, sovereigns, supranationals and local authorities.

The Morningstar Foreign Large Blend Category measures the performance of foreign large-blend funds which invest in a variety of big international stocks. Most of these funds divide their assets among a dozen or more developed markets, including Japan, Britain, France, and Germany. They tend to invest the rest in emerging markets such as Hong Kong, Brazil, Mexico and Thailand. These funds typically will have less than 20% of assets invested in U.S. stocks.

The Morningstar Large Blend Category measures the performance of large-blend funds which have portfolios that are fairly representative of the overall stock market in size, growth rates, and price. They tend to invest across the spectrum of U.S. industries and owing to their broad exposure, the funds returns are often similar to those of the S&P 500 Index.

The Morningstar Small Blend Category measures the performance of small-blend funds which favor firms at the smaller end of the market-capitalization range, and are flexible in the types of small caps they buy. Some aim to own an array of value and growth stocks while others employ a discipline that leads to holdings with valuations and growth rates close to the small-cap averages.

The MSCI ACWI ex-U.S. Index is a free float-adjusted market capitalization weighted index that is designed to measure the equity market performance of developed and emerging markets, excluding the United States.

The MSCI EAFE Index comprises the MSCI country indices that represent developed markets outside of North America: Europe, Australasia and the Far East and is used to measure international equity performance.

The MSCI USA Small Cap Value Index captures small cap securities exhibiting overall value style characteristics across the US equity markets. The value investment style characteristics for index construction are defined using three variables: book value to price, 12-month forward earnings to price and dividend yield.

The Russell 2000® Index measures the performance of the 2,000 smallest U.S. companies of the Russell 3000® Index.

The Russell 2000® Value Index measures the performance of the small-cap value segment of the U.S. equity universe.

The Russell 3000® Index is a broad-based index that measures the performance of the 3,000 largest U.S. companies as measured by market capitalization, and represents about 98% of the U.S. stock market.

The ICE BofAML U.S. High Yield TR USD Index is an unmanaged index that measures the performance of short-term U.S. dollar denominated below investment grade corporate debt publicly issued in the U.S. domestic market. Qualifying securities must have at least 18 months to final maturity at the time of issuance, at least one year remaining term to final maturity as of the rebalancing date, a fixed coupon schedule and a minimum amount outstanding of \$100 million. It is capitalization weighted.

Direct investment in an index is not possible.

Neither MSCI nor any other party involved in or related to compiling, computing, or creating the MSCI data makes any express or implied warranties or representations with respect to such data (or the results to be obtained by the use thereof), and all such parties hereby expressly disclaim all warranties of originality, accuracy, completeness, merchantability, or fitness for a particular purpose with respect to any of such data. Without limiting any of the foregoing, in no event shall MSCI, any of its affiliates, or any third party involved in or related to compiling, computing, or creating the data have any liability for any direct, indirect, special, punitive, consequential, or any other damages (including lost profits) even if notified of the possibility of such damages.

No further distribution or dissemination of the MSCI data is permitted without MSCI's express written consent.

Financial Highlights

The financial highlights tables are intended to help you understand the Funds' financial performance for the fiscal years or periods indicated. Certain information reflects financial results for a single Fund share. The total returns in the tables represent the rate that an investor would have earned or lost on an investment in a Fund (assuming reinvestment of all dividends and distributions). This financial information has been audited by Cohen & Company, Ltd., the Funds' independent registered public accounting firm, whose report, along with the Funds' financial statements, is included in the Funds' Form N-CSR, which is available upon request.

iMGP Global Select Fund – Institutional Class

For a capital share outstanding throughout each year

	2024	2023	2022	2021	2020
Net asset value, beginning of year	\$12.04	\$10.69	\$ 18.80	\$18.62	\$17.54
Income from investment operations:					
Net investment income (loss) ¹	0.07	0.05	(0.01)	(0.03)	(0.05)
Net realized gain (loss) and net change in unrealized appreciation/depreciation on investments and foreign currency	0.35	1.79	(4.78)	3.27	3.45
Total income (loss) from investment operations	0.42	1.84	(4.79)	3.24	3.40
Less Distributions:					
From net investment income	(0.15)	(0.05)	—	—	—
From net realized gains	(0.71)	(0.44)	(3.32)	(3.06)	(2.32)
Total distributions	(0.86)	(0.49)	(3.32)	(3.06)	(2.32)
Net asset value, end of year	\$11.60	\$12.04	\$ 10.69	\$18.80	\$18.62
Total return	3.33%	17.26%	(25.52)%	17.75%	19.52%
Ratios/Supplemental data:					
Net assets, end of year (millions)	\$ 98.6	\$117.6	\$ 119.7	\$260.7	\$254.9
Ratios of total expenses to average net assets:					
Before fees waived	1.28% ⁵	1.46% ⁴	1.50% ³	1.29% ²	1.35% ²
After fees waived	0.98% ^{5,6}	1.01% ^{4,6}	1.18% ^{3,6}	1.16% ^{2,6}	1.23% ^{2,6}
Ratio of net investment income (loss) to average net assets	0.57% ⁵	0.41% ⁴	(0.06)% ³	(0.13)% ²	(0.29)% ²
Portfolio turnover rate	81.79%	55.74%	108.86%	27.74%	56.91%

¹ Calculated based on the average shares outstanding methodology.

² Includes Interest & Dividend expense of 0.01% of average net assets.

³ Includes Interest & Dividend expense of 0.03% of average net assets.

⁴ Includes Interest & Dividend expense of 0.04% of average net assets.

⁵ Includes Interest & Dividend expense of 0.00% of average net assets.

⁶ Includes the impact of the voluntary waiver of less than 0.01% of average net assets.

Financial Highlights — (Continued)

iMGP International Fund – Institutional Class

For a capital share outstanding throughout each year

	2024	2023	2022	2021	2020
Net asset value, beginning of year	\$17.62	\$15.16	\$ 19.50	\$18.12	\$17.65
Income from investment operations:					
Net investment income ¹	0.15	0.19	0.11	0.71 ²	0.07
Net realized gain (loss) and net change in unrealized appreciation/depreciation on investments and foreign currency	(0.25) ³	2.45	(4.32)	1.39	0.80
Total income (loss) from investment operations	(0.10)	2.64	(4.21)	2.10	0.87
Less Distributions:					
From net investment income	(0.18)	(0.18)	(0.13)	(0.72)	(0.40)
Return of capital	(0.03)	—	—	—	—
Total distributions	(0.21)	(0.18)	(0.13)	(0.72)	(0.40)
Net asset value, end of year	\$17.31	\$17.62	\$ 15.16	\$19.50	\$18.12
Total return	(0.57)%	17.40%	(21.58)%	11.75%	5.02%
Ratios/Supplemental Data:					
Net assets, end of year (millions)	\$169.2	\$222.9	\$ 205.6	\$339.7	\$326.7
Ratios of total expenses to average net assets:					
Before fees waived	1.23% ⁶	1.29% ⁵	1.47% ⁴	1.28% ⁵	1.39% ⁴
After fees waived	1.18% ^{6,7}	1.07% ^{5,7}	1.24% ^{4,7}	1.05% ^{5,7}	1.15% ^{4,7}
Ratio of net investment income to average net assets	0.84% ⁶	1.15% ⁵	0.68% ⁴	3.63% ^{2,5}	0.49% ⁴
Portfolio turnover rate	43.58%	40.55%	42.74%	99.91%	59.61%

¹ Calculated based on the average shares outstanding methodology.

² Include non-cash distributions amounting to \$0.68 per share and 3.46% of average daily net assets.

³ The amount shown for a share outstanding does not correspond with the aggregate net realized and unrealized gain (loss) on investments due to the timing of purchases and redemptions of the Fund's shares in relation to fluctuating market values of the investments of the Fund.

⁴ Includes Interest & Dividend expense of 0.01% of average net assets.

⁵ Includes Interest & Dividend expense of 0.00% of average net assets.

⁶ Includes Interest & Dividend expense of 0.02% of average net assets.

⁷ Includes the impact of the voluntary waiver of less than 0.01% of average net assets.

iMGP High Income Fund – Institutional Class

For a capital share outstanding throughout each year

	2024	2023	2022	2021	2020
Net asset value, beginning of year	\$ 9.65	\$ 9.16	\$10.27	\$10.21	\$10.06
Income from investment operations:					
Net investment income ¹	0.60	0.56	0.38	0.32 ²	0.37
Net realized gain (loss) and net change in unrealized appreciation/depreciation on investments, foreign currency, options, futures and swap contracts	0.24	0.54	(1.08)	0.33	0.16
Less Distributions:					
Total income (loss) from investment operations	0.84	1.10	(0.70)	0.65	0.53
From net investment income	(0.59)	(0.61)	(0.38)	(0.34)	(0.37)
From net realized gains	—	—	(0.03)	(0.25)	(0.01)
Total distributions	(0.59)	(0.61)	(0.41)	(0.59)	(0.38)
Net asset value, end of year	\$ 9.90	\$ 9.65	\$ 9.16	\$10.27	\$10.21
Total return	8.84% ³	12.32%	(6.85)%	6.42%	5.62%
Ratios/supplemental data:					
Net assets, end of year (millions)	\$138.8	\$ 91.7	\$ 99.8	\$106.7	\$ 87.9
Ratios of total expenses to average net assets:					
Before fees waived	1.35% ⁷	1.51% ⁶	1.41% ⁵	1.44% ⁵	1.72% ⁴
After fees waived	0.98% ^{7,8}	1.01% ^{6,8}	0.99% ^{5,8}	0.98% ^{5,8}	1.00% ^{4,8}
Ratio of net investment income to average net assets	6.08% ⁷	5.98% ⁶	3.93% ⁵	3.11% ^{2,5}	3.83% ⁴
Portfolio turnover rate	29.76%	38.78%	49.41%	72.02%	87.63%

¹ Calculated based on the average shares outstanding methodology.

² Include non-cash distributions amounting to \$0.00 per share and 0.01% of average daily net assets.

³ The total return does not include the impact of financial statement rounding of the net asset value (NAV) per share and/or financial statement adjustments.

⁴ Includes Interest & Dividend expense of 0.02% of average net assets.

⁵ Includes Interest & Dividend expense of 0.01% of average net assets.

⁶ Includes Interest & Dividend expense of 0.03% of average net assets.

⁷ Includes Interest & Dividend expense of 0.00% of average net assets.

⁸ Includes the impact of the voluntary waiver of less than 0.01% of average net assets.

Financial Highlights — (Continued)

iMGP Small Company Fund – Institutional Class

For a capital share outstanding throughout each period

	Year Ended December 31,				Period Ended
	2024	2023	2022	2021	December 31, 2020**
Net asset value, beginning of period	\$ 14.89	\$12.87	\$ 14.86	\$12.71	\$10.00
Income from investment operations:					
Net investment income (loss) ¹	0.02	0.08	0.01	(0.01)	0.01
Net realized gain (loss) and net change in unrealized appreciation/depreciation on investments	2.21	3.10	(2.00)	2.50	2.70
Total income (loss) from investment operations	2.23	3.18	(1.99)	2.49	2.71
Less distributions:					
From net investment income	(0.04)	(0.11)	—	—	—
From net realized gains	(2.47)	(1.05)	—	(0.34)	—
Total distributions	(2.51)	(1.16)	—	(0.34)	—
Net asset value, end of period	\$ 14.61	\$14.89	\$ 12.87	\$14.86	\$12.71
Total return	14.29%	24.74%	(13.39)%	19.66%	27.10%+
Ratios/supplemental data:					
Net assets, end of period (millions)	\$ 49.3	\$ 51.8	\$ 48.7	\$ 65.6	\$ 36.8
Ratios of total expenses to average net assets:					
Before fees waived	1.37% ³	1.43% ²	1.68% ²	1.48% ²	2.11%*
After fees waived	1.17% ^{3,4}	1.15% ²	1.15% ²	1.15% ^{2,4}	1.15%*
Ratio of net investment income (loss) to average net assets	0.11% ³	0.59% ²	0.11% ²	(0.04)% ²	0.23%*
Portfolio turnover rate	148.82%	56.46%	35.50%	45.15%	27.18%+

+ Not annualized.

* Annualized.

** Commenced operations on July 31, 2020.

¹ Calculated based on the average shares outstanding methodology.

² Includes Interest & Dividend expense of 0.00% of average net assets.

³ Includes Interest & Dividend expense of 0.02% of average net assets.

⁴ Includes the impact of the voluntary waiver of less than 0.01% of average net assets.

iMGP APA Enhanced Income Municipal Fund – Institutional Class

For a capital share outstanding throughout the period

	Period Ended December 31, 2024**
Net asset value, beginning of period	\$10.00
Income from investment operations:	
Net investment income ¹	0.00 [^]
Net realized gain (loss) and net change in unrealized appreciation/depreciation on investments	0.01
Total income from investment operations	0.01
Less distributions:	
From net investment income	—
From net realized gains	—
Total distributions	—
Net asset value, end of period	\$10.01
Total return	0.00%+, ²
Ratios/supplemental data:	
Net assets, end of period (millions)	\$ 14.6
Ratios of total expenses to average net assets:	
Before fees waived	5.49%*
After fees waived	0.59%*
Ratio of net investment income to average net assets	0.69%*
Portfolio turnover rate	0.00%+

[^] Amount represents less than \$0.01 per share.

⁺ Not annualized.

* Annualized.

** Commenced operations on December 16, 2024.

¹ Calculated based on the average shares outstanding methodology.

² The total return does not include the impact of financial statement rounding of the net asset value (NAV) per share and/or financial statement adjustments.

Financial Highlights — (Continued)

iMGP Dolan McEniry Corporate Bond Fund – Institutional Class

For a capital share outstanding throughout each year

	2024	2023	2022	2021	2020
Net asset value, beginning of year	\$ 9.86	\$ 9.54	\$ 10.62	\$ 10.92	\$ 10.61
Income from Investment Operations:					
Net investment income ¹	0.42	0.37	0.20	0.14	0.22
Net realized gain (loss) and net change in unrealized appreciation/ depreciation on investments	(0.05)	0.32	(1.05)	(0.23)	0.36
Total income (loss) from investment operations	0.37	0.69	(0.85)	(0.09)	0.58
Less Distributions:					
From net investment income	(0.42)	(0.37)	(0.22)	(0.15)	(0.24)
From net realized gains	—	—	(0.01)	(0.06)	(0.03)
Total distributions	(0.42)	(0.37)	(0.23)	(0.21)	(0.27)
Net asset value, end of year	\$ 9.81	\$ 9.86	\$ 9.54	\$ 10.62	\$ 10.92
Total return	3.87%	7.38%	(8.08)%	(0.86)%	5.50%
Ratios/supplemental data:					
Net assets, end of year (thousands)	\$349,617	\$204,102	\$95,178	\$90,827	\$57,666
Ratios of total expenses to average net assets:					
Before fees waived	0.74% ³	0.83% ³	1.02%	0.96% ²	1.34%
After fees waived	0.68% ³	0.70% ³	0.70%	0.70% ²	0.70%
Ratio of net investment income to average net assets	4.31% ³	3.87% ³	2.01%	1.28% ²	2.07%
Portfolio turnover rate	99.98%	21.22%	26.08% ⁴	32.65% ⁴	40.00% ⁴

¹ Calculated based on the average shares outstanding methodology.

² Includes Interest & Dividend expense of 0.02% of average net assets.

³ Includes Interest & Dividend expense of 0.00% of average net assets.

⁴ Portfolio turnover is calculated on the basis of the Fund as a whole without distinguishing between classes of shares issued.

Privacy Notice

The Funds may collect non-public personal information about you from the following sources:

- Information we receive about you on applications or other forms;
- Information you give us orally; and
- Information about your transactions with us.

We do not disclose any non-public personal information about our shareholders or former shareholders without the shareholder's authorization, except as required or permitted by applicable law or in response to inquiries from governmental authorities. We restrict access to your personal and account information to our employees who need to know that information to provide products and services to you and to the employees of our affiliates. We also may disclose that information to non-affiliated third parties (such as to brokers or custodians) only as permitted or required by applicable law and only as needed for us to provide agreed services to you.

We maintain physical, electronic and procedural safeguards to guard your non-public personal information.

If you hold shares of the Funds through a financial intermediary, such as a broker-dealer, bank, or trust company, the privacy policy of your financial intermediary would govern how your non-public personal information would be shared with non-affiliated third parties.

For More Information

Statement of Additional Information:

The SAI contains additional information about the Funds.

Annual and Semi-Annual Reports:

Additional information about the Funds’ investments is available in the Funds’ Annual and Semi-Annual Reports to Shareholders and in Form N-CSR. In the Funds’ Annual Report, you will find a discussion of the market conditions and investment strategies that significantly affected the Funds’ performance during the last fiscal year. In Form N-CSR, you will find the Funds’ annual and semi-annual financial statements.

The SAI, the Funds’ Annual and Semi-Annual Reports to Shareholders, and other information such as Fund financial statements are available, without charge, upon request. To request an SAI, the Funds’ Annual or Semi-Annual Reports to Shareholders, the Funds’ financial statements, or to make shareholder inquiries or to obtain other information about the Funds, please call 1-800-960-0188. You may also obtain a copy of the SAI or Annual or Semi-Annual Reports, and other information such as Fund financial statements, free of charge, by accessing the Funds’ website (<http://www.imgpfunds.com>), or by writing to the Funds.

SEC Contact Information:

If you have access to the Internet, you can view the SAI, the Funds’ Annual or Semi-Annual Reports to Shareholders and other information about the Funds on the EDGAR Database at the Securities and Exchange Commission’s (“SEC”) internet site at www.sec.gov. You may request copies of information available on the EDGAR Database by an electronic request at the following E-mail address: publicinfo@sec.gov. The SEC charges a duplicating fee for this service.

Fund Information:

Fund	Abbreviation	Symbol	CUSIP	Fund Number
Global Select Fund Institutional Class	Equity	MSEFX	53700T108	305
International Fund Institutional Class	Intl	MSILX	53700T207	306
High Income Fund Institutional Class	High Income	MAHIX	53700T876	1478
Small Company Fund Institutional Class	Small Value	PFSVX	53700T850	2965
Enhanced Income Municipal Fund Institutional Class	Intermediate Municipal Bond	APAMX	53700T678	Y7BA
Dolan McEniry Corporate Bond Fund Institutional Class	Corporate Bond	IDMIX	53700T777	2967

Website:

www.imgpfunds.com

Litman Gregory Funds Trust
P.O. Box 219922
Kansas City, MO 64121-9922
1-800-960-0188

ALPS Distributors, Inc. Denver, Colorado 80203
©2024 iM Global Partner Fund Management, LLC. All rights reserved.